

Survey Response Counts

Section: Purpose and Direction

Question / Institution			Strongly Agree	Agree	Neutral	Disagree	Strongly Disagree	Not Applicable	Total
			%	%	%	%	%	%	%
1. Our school's purpose statement is clearly focused on student success.	Spruce Creek High School	Average Score	42.55%	41.03%	9.73%	3.95%	2.13%	0.61%	100%
		4.16	42.55%	41.03%	9.73%	3.95%	2.13%	0.61%	100%
	Total			42.55%	41.03%	9.73%	3.95%	2.13%	0.61%
2. Our school's purpose statement is formally reviewed and revised with involvement from parents.	Spruce Creek High School	Average Score	28.27%	34.04%	26.75%	6.08%	3.34%	1.52%	100%
		3.73	28.27%	34.04%	26.75%	6.08%	3.34%	1.52%	100%
	Total			28.27%	34.04%	26.75%	6.08%	3.34%	1.52%
3. Our school has established goals and a plan for improving student learning.	Spruce Creek High School	Average Score	34.35%	41.64%	14.89%	5.78%	3.04%	0.3%	100%
		3.98	34.35%	41.64%	14.89%	5.78%	3.04%	0.3%	100%
	Total			34.35%	41.64%	14.89%	5.78%	3.04%	0.3%
Total			35.06%	38.91%	17.12%	5.27%	2.84%	0.81%	100%

Section: Governance and Leadership

Question / Institution			Strongly Agree	Agree	Neutral	Disagree	Strongly Disagree	Not Applicable	Total
			%	%	%	%	%	%	%
4. Our school's governing body operates responsibly and functions effectively.	Spruce Creek High School	Average Score	25.71%	39.68%	21.9%	5.4%	5.71%	1.59%	100%
		3.7	25.71%	39.68%	21.9%	5.4%	5.71%	1.59%	100%
	Total			25.71%	39.68%	21.9%	5.4%	5.71%	1.59%
5. Our school's governing body does not interfere with the operation or leadership of our school.	Spruce Creek High School	Average Score	21.9%	33.33%	30.48%	5.71%	4.76%	3.81%	100%
		3.5	21.9%	33.33%	30.48%	5.71%	4.76%	3.81%	100%
	Total			21.9%	33.33%	30.48%	5.71%	4.76%	3.81%

Question / Institution			Strongly Agree	Agree	Neutral	Disagree	Strongly Disagree	Not Applicable	Total
			%	%	%	%	%	%	%
6. Our school has high expectations for students in all classes.	Spruce Creek High School	Average Score	40.32%	38.1%	11.43%	7.62%	2.22%	0.32%	100%
		4.06	40.32%	38.1%	11.43%	7.62%	2.22%	0.32%	100%
	Total			40.32%	38.1%	11.43%	7.62%	2.22%	0.32%
7. Our school shares responsibility for student learning with its stakeholders.	Spruce Creek High School	Average Score	28.57%	38.41%	20.32%	6.03%	3.81%	2.86%	100%
		3.73	28.57%	38.41%	20.32%	6.03%	3.81%	2.86%	100%
	Total			28.57%	38.41%	20.32%	6.03%	3.81%	2.86%
8. Our school communicates effectively about the school's goals and activities.	Spruce Creek High School	Average Score	35.87%	40.32%	11.75%	8.25%	3.49%	0.32%	100%
		3.96	35.87%	40.32%	11.75%	8.25%	3.49%	0.32%	100%
	Total			35.87%	40.32%	11.75%	8.25%	3.49%	0.32%
9. Our school provides opportunities for stakeholders to be involved in the school.	Spruce Creek High School	Average Score	34.29%	36.19%	20.95%	2.54%	2.86%	3.17%	100%
		3.87	34.29%	36.19%	20.95%	2.54%	2.86%	3.17%	100%
	Total			34.29%	36.19%	20.95%	2.54%	2.86%	3.17%
Total			31.11%	37.67%	19.47%	5.93%	3.81%	2.01%	100%

Section: Teaching and Assessing for Learning

Question / Institution			Strongly Agree	Agree	Neutral	Disagree	Strongly Disagree	Not Applicable	Total
			%	%	%	%	%	%	%
10. All of my child's teachers provide an equitable curriculum that meets his/her learning needs.	Spruce Creek High School	Average Score	25.32%	40.91%	13.31%	13.31%	7.14%	0%	100%
		3.64	25.32%	40.91%	13.31%	13.31%	7.14%	0%	100%
	Total			25.32%	40.91%	13.31%	13.31%	7.14%	0%
11. All of my child's teachers give work that challenges my child.	Spruce Creek High School	Average Score	27.6%	47.4%	10.39%	11.36%	3.25%	0%	100%
		3.85	27.6%	47.4%	10.39%	11.36%	3.25%	0%	100%
	Total			27.6%	47.4%	10.39%	11.36%	3.25%	0%
12. All of my child's teachers use a variety of teaching strategies and learning activities.	Spruce Creek High School	Average Score	21.75%	41.56%	18.18%	13.64%	4.22%	0.65%	100%
		3.61	21.75%	41.56%	18.18%	13.64%	4.22%	0.65%	100%
	Total			21.75%	41.56%	18.18%	13.64%	4.22%	0.65%

Question / Institution			Strongly Agree	Agree	Neutral	Disagree	Strongly Disagree	Not Applicable	Total
			%	%	%	%	%	%	%
13. All of my child's teachers meet his/her learning needs by individualizing instruction.	Spruce Creek High School	Average Score	17.21%	27.92%	23.05%	20.78%	9.42%	1.62%	100%
		3.18	17.21%	27.92%	23.05%	20.78%	9.42%	1.62%	100%
	Total	17.21%	27.92%	23.05%	20.78%	9.42%	1.62%	100%	
14. All of my child's teachers work as a team to help my child learn.	Spruce Creek High School	Average Score	14.94%	29.55%	28.57%	16.88%	7.47%	2.6%	100%
		3.2	14.94%	29.55%	28.57%	16.88%	7.47%	2.6%	100%
	Total	14.94%	29.55%	28.57%	16.88%	7.47%	2.6%	100%	
15. All of my child's teachers help me to understand my child's progress.	Spruce Creek High School	Average Score	20.13%	32.79%	21.43%	14.94%	9.74%	0.97%	100%
		3.36	20.13%	32.79%	21.43%	14.94%	9.74%	0.97%	100%
	Total	20.13%	32.79%	21.43%	14.94%	9.74%	0.97%	100%	
16. All of my child's teachers keep me informed regularly of how my child is being graded.	Spruce Creek High School	Average Score	17.21%	32.47%	16.88%	20.45%	11.36%	1.62%	100%
		3.19	17.21%	32.47%	16.88%	20.45%	11.36%	1.62%	100%
	Total	17.21%	32.47%	16.88%	20.45%	11.36%	1.62%	100%	
17. All of my child's teachers report on my child's progress in easy to understand language.	Spruce Creek High School	Average Score	23.7%	37.66%	22.73%	8.77%	4.22%	2.92%	100%
		3.59	23.7%	37.66%	22.73%	8.77%	4.22%	2.92%	100%
	Total	23.7%	37.66%	22.73%	8.77%	4.22%	2.92%	100%	
18. My child sees a relationship between what is being taught and his/her everyday life.	Spruce Creek High School	Average Score	18.83%	35.06%	24.68%	16.56%	4.55%	0.32%	100%
		3.46	18.83%	35.06%	24.68%	16.56%	4.55%	0.32%	100%
	Total	18.83%	35.06%	24.68%	16.56%	4.55%	0.32%	100%	
19. My child knows the expectations for learning in all classes.	Spruce Creek High School	Average Score	32.14%	50%	10.39%	5.84%	1.62%	0%	100%
		4.05	32.14%	50%	10.39%	5.84%	1.62%	0%	100%
	Total	32.14%	50%	10.39%	5.84%	1.62%	0%	100%	
20. My child has at least one adult advocate in the school.	Spruce Creek High School	Average Score	29.87%	41.88%	13.31%	7.14%	5.19%	2.6%	100%
		3.76	29.87%	41.88%	13.31%	7.14%	5.19%	2.6%	100%
	Total	29.87%	41.88%	13.31%	7.14%	5.19%	2.6%	100%	
21. My child is given multiple assessments to measure his/her understanding of what was taught.	Spruce Creek High School	Average Score	27.27%	44.48%	15.26%	8.12%	4.55%	0.32%	100%
		3.81	27.27%	44.48%	15.26%	8.12%	4.55%	0.32%	100%
	Total	27.27%	44.48%	15.26%	8.12%	4.55%	0.32%	100%	

Question / Institution			Strongly Agree	Agree	Neutral	Disagree	Strongly Disagree	Not Applicable	Total
			%	%	%	%	%	%	%
22. My child has up-to-date computers and other technology to learn.	Spruce Creek High School	Average Score	26.95%	45.45%	14.29%	10.06%	2.92%	0.32%	100%
		3.82	26.95%	45.45%	14.29%	10.06%	2.92%	0.32%	100%
	Total			26.95%	45.45%	14.29%	10.06%	2.92%	0.32%
23. My child has access to support services based on his/her identified needs.	Spruce Creek High School	Average Score	24.68%	39.94%	17.53%	6.82%	4.87%	6.17%	100%
		3.54	24.68%	39.94%	17.53%	6.82%	4.87%	6.17%	100%
	Total			24.68%	39.94%	17.53%	6.82%	4.87%	6.17%
Total			23.4%	39.08%	17.86%	12.48%	5.75%	1.44%	100%

Section: Resources and Support Systems

Question / Institution			Strongly Agree	Agree	Neutral	Disagree	Strongly Disagree	Not Applicable	Total
			%	%	%	%	%	%	%
24. Our school provides qualified staff members to support student learning.	Spruce Creek High School	Average Score	26.89%	46.23%	14.1%	6.56%	5.57%	0.66%	100%
		3.8	26.89%	46.23%	14.1%	6.56%	5.57%	0.66%	100%
	Total			26.89%	46.23%	14.1%	6.56%	5.57%	0.66%
25. Our school provides an adequate supply of learning resources that are current and in good condition.	Spruce Creek High School	Average Score	22.95%	45.25%	20.66%	7.54%	2.3%	1.31%	100%
		3.75	22.95%	45.25%	20.66%	7.54%	2.3%	1.31%	100%
	Total			22.95%	45.25%	20.66%	7.54%	2.3%	1.31%
26. Our school provides a safe learning environment.	Spruce Creek High School	Average Score	32.13%	52.13%	10.16%	3.93%	1.64%	0%	100%
		4.09	32.13%	52.13%	10.16%	3.93%	1.64%	0%	100%
	Total			32.13%	52.13%	10.16%	3.93%	1.64%	0%
27. Our school provides students with access to a variety of information resources to support their learning.	Spruce Creek High School	Average Score	27.54%	51.8%	15.74%	2.95%	1.64%	0.33%	100%
		4.0	27.54%	51.8%	15.74%	2.95%	1.64%	0.33%	100%
	Total			27.54%	51.8%	15.74%	2.95%	1.64%	0.33%

Question / Institution			Strongly Agree	Agree	Neutral	Disagree	Strongly Disagree	Not Applicable	Total
			%	%	%	%	%	%	%
28. Our school provides excellent support services (e.g., counseling, and/or career planning).	Spruce Creek High School	Average Score	23.93%	37.38%	17.05%	12.13%	8.85%	0.66%	100%
		3.53	23.93%	37.38%	17.05%	12.13%	8.85%	0.66%	100%
	Total	23.93%	37.38%	17.05%	12.13%	8.85%	0.66%	100%	
29. Our school provides opportunities for students to participate in activities that interest them.	Spruce Creek High School	Average Score	38.69%	47.54%	7.87%	3.61%	2.3%	0%	100%
		4.17	38.69%	47.54%	7.87%	3.61%	2.3%	0%	100%
	Total	38.69%	47.54%	7.87%	3.61%	2.3%	0%	100%	
30. Our school ensures that the facilities support student learning.	Spruce Creek High School	Average Score	24.59%	50.82%	16.39%	5.9%	2.3%	0%	100%
		3.9	24.59%	50.82%	16.39%	5.9%	2.3%	0%	100%
	Total	24.59%	50.82%	16.39%	5.9%	2.3%	0%	100%	
31. Our school ensures the effective use of financial resources.	Spruce Creek High School	Average Score	20%	38.03%	29.51%	3.93%	4.59%	3.93%	100%
		3.53	20%	38.03%	29.51%	3.93%	4.59%	3.93%	100%
	Total	20%	38.03%	29.51%	3.93%	4.59%	3.93%	100%	
32. Our school ensures that instructional time is protected and interruptions are minimized.	Spruce Creek High School	Average Score	23.61%	48.2%	20.33%	4.59%	1.31%	1.97%	100%
		3.82	23.61%	48.2%	20.33%	4.59%	1.31%	1.97%	100%
	Total	23.61%	48.2%	20.33%	4.59%	1.31%	1.97%	100%	
Total			26.7%	46.38%	16.87%	5.68%	3.39%	0.98%	100%

Section: Using Results for Continuous Improvement

Question / Institution			Strongly Agree	Agree	Neutral	Disagree	Strongly Disagree	Not Applicable	Total
			%	%	%	%	%	%	%
33. Our school ensures that all staff members monitor and report the achievement of school goals.	Spruce Creek High School	Average Score	19.08%	38.49%	29.28%	6.58%	4.28%	2.3%	100%
		3.55	19.08%	38.49%	29.28%	6.58%	4.28%	2.3%	100%
	Total	19.08%	38.49%	29.28%	6.58%	4.28%	2.3%	100%	

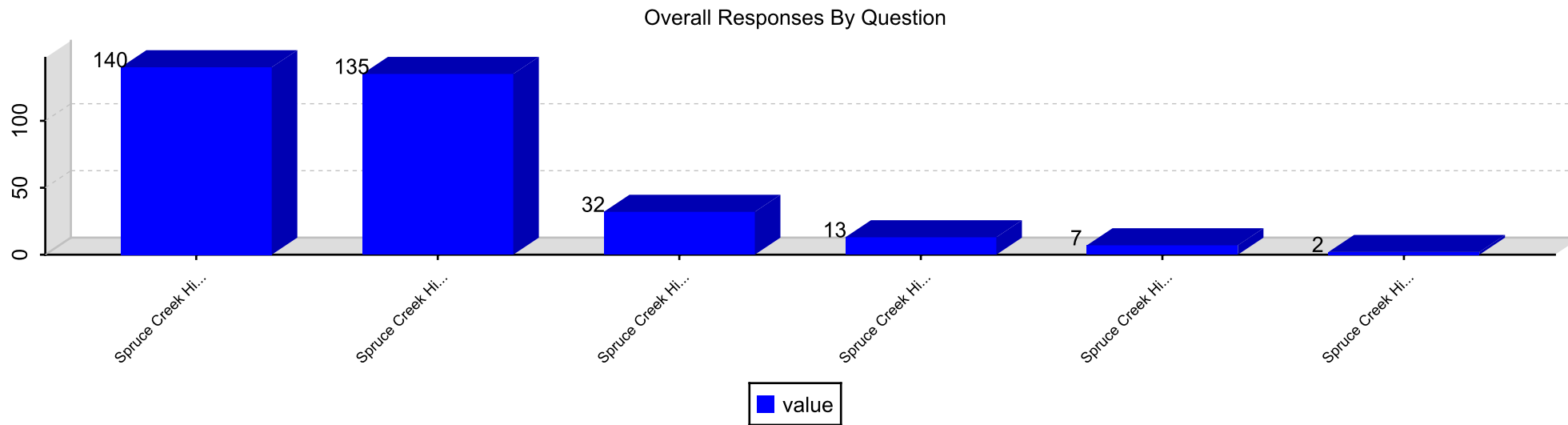
Question / Institution			Strongly Agree	Agree	Neutral	Disagree	Strongly Disagree	Not Applicable	Total
			%	%	%	%	%	%	%
34. My child is prepared for success in the next school year.	Spruce Creek High School	Average Score	29.61%	42.76%	16.78%	6.91%	3.62%	0.33%	100%
		3.87	29.61%	42.76%	16.78%	6.91%	3.62%	0.33%	100%
	Total			29.61%	42.76%	16.78%	6.91%	3.62%	0.33%
35. My child has administrators and teachers that monitor and inform me of his/her learning progress.	Spruce Creek High School	Average Score	19.08%	36.18%	18.42%	14.8%	9.21%	2.3%	100%
		3.34	19.08%	36.18%	18.42%	14.8%	9.21%	2.3%	100%
	Total			19.08%	36.18%	18.42%	14.8%	9.21%	2.3%
Total			22.59%	39.14%	21.49%	9.43%	5.7%	1.64%	100%

Responses By Section and Question

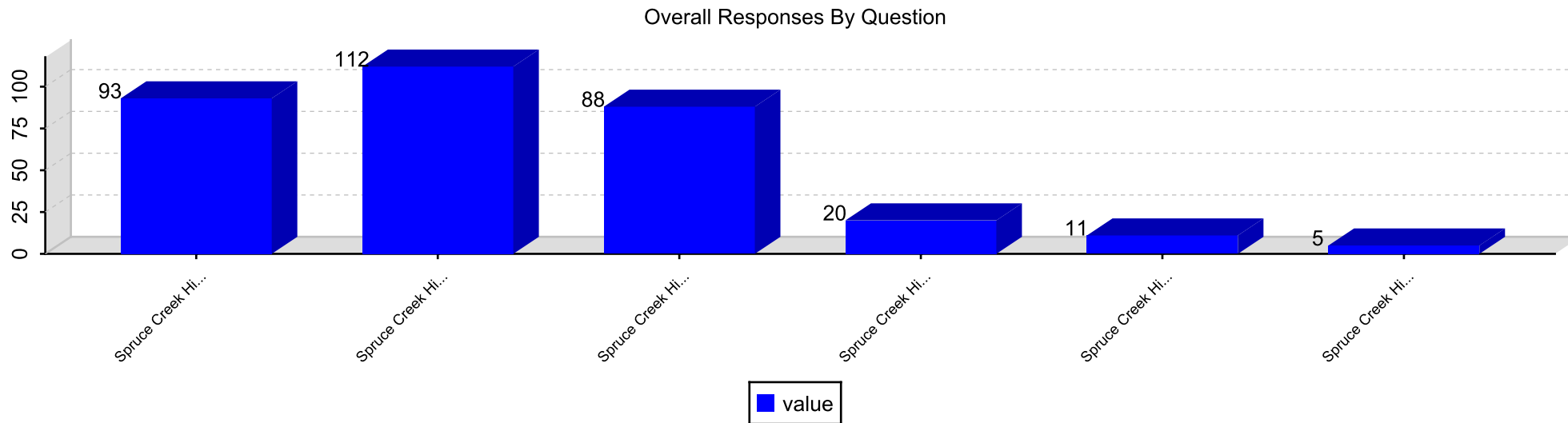
Section: Purpose and Direction

Responses By Question

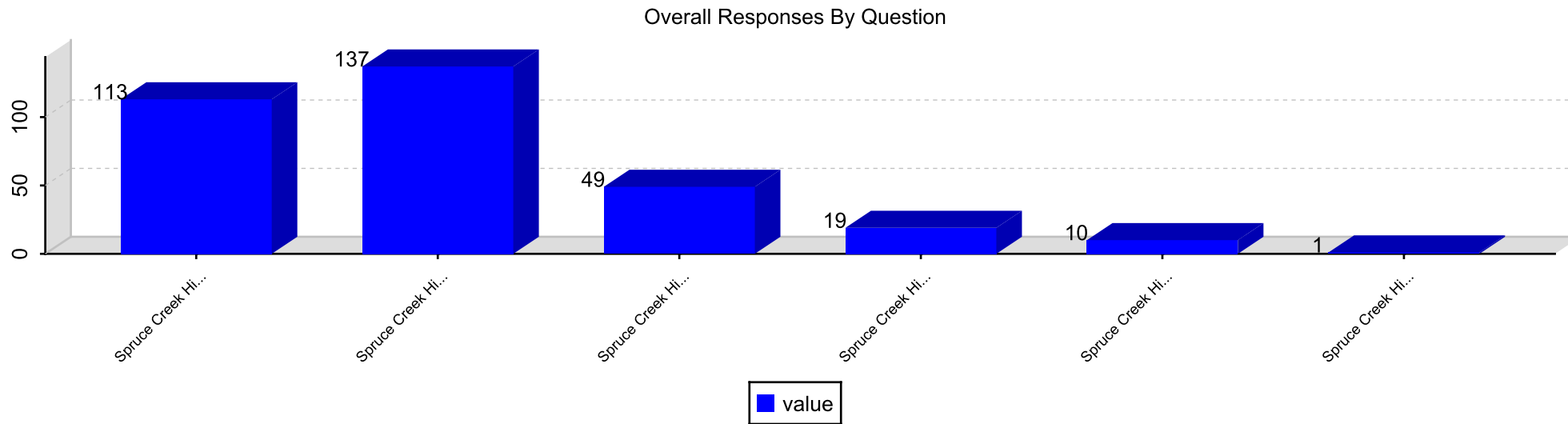
Question 1. Our school's purpose statement is clearly focused on student success.



Question 2. Our school's purpose statement is formally reviewed and revised with involvement from parents.



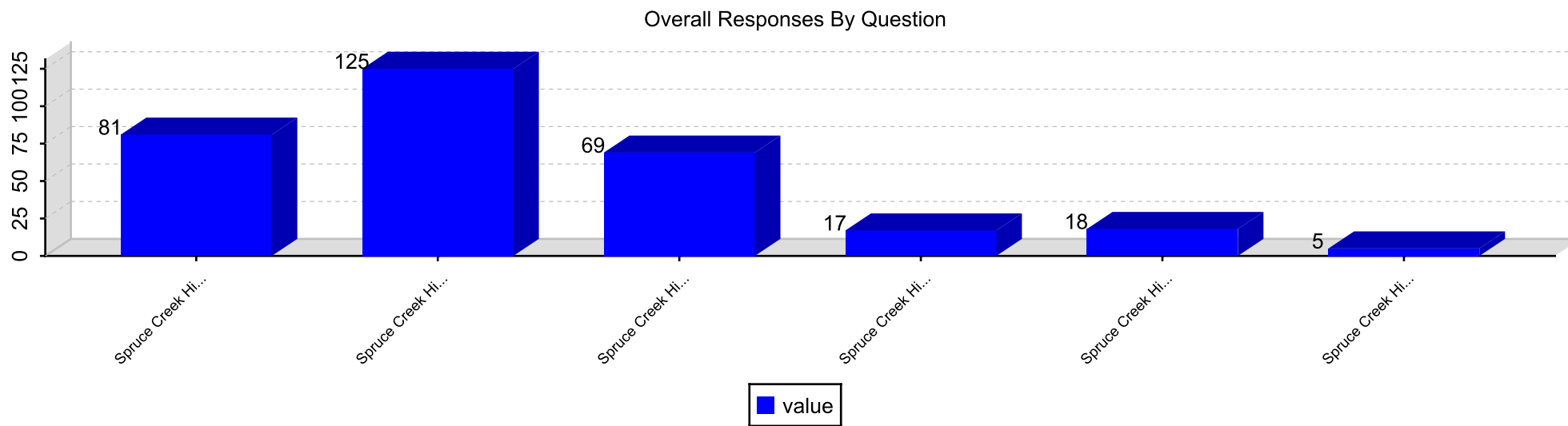
Question 3. Our school has established goals and a plan for improving student learning.



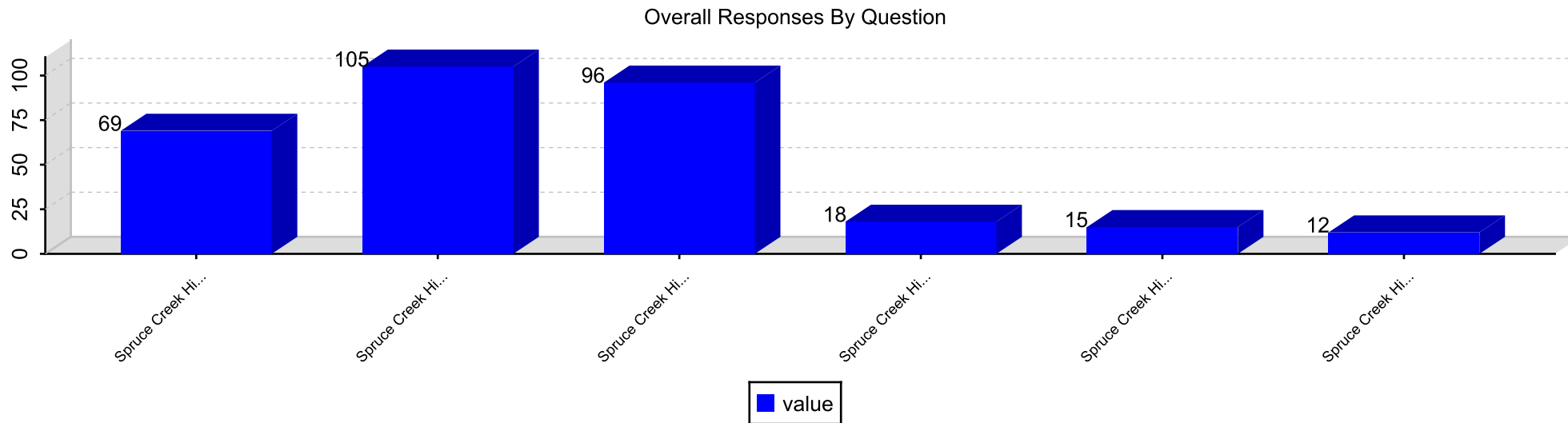
Section: Governance and Leadership

Responses By Question

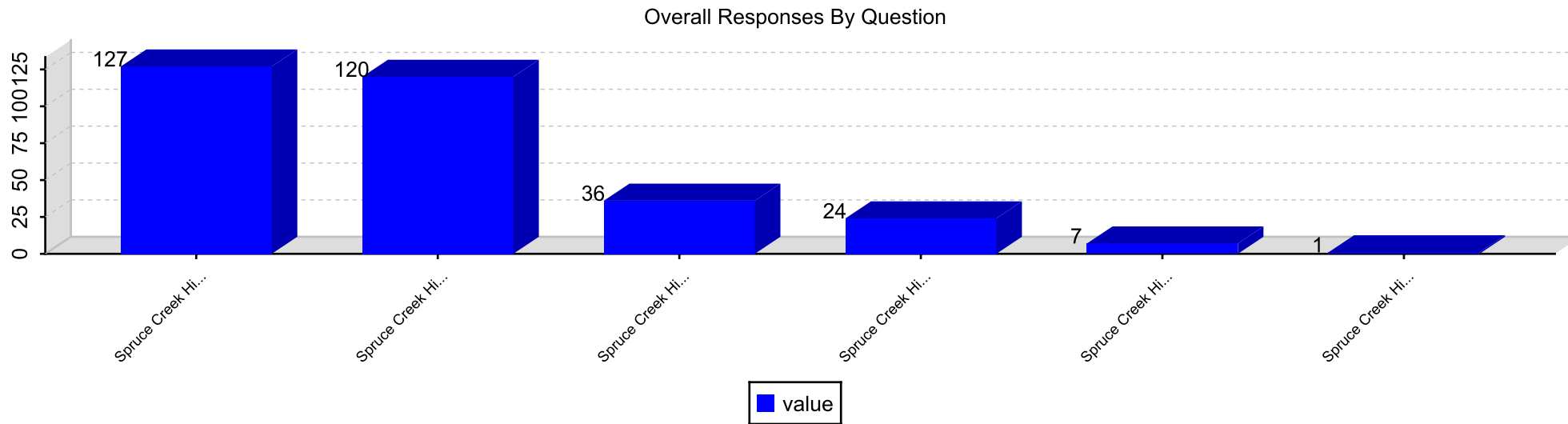
Question 4. Our school's governing body operates responsibly and functions effectively.



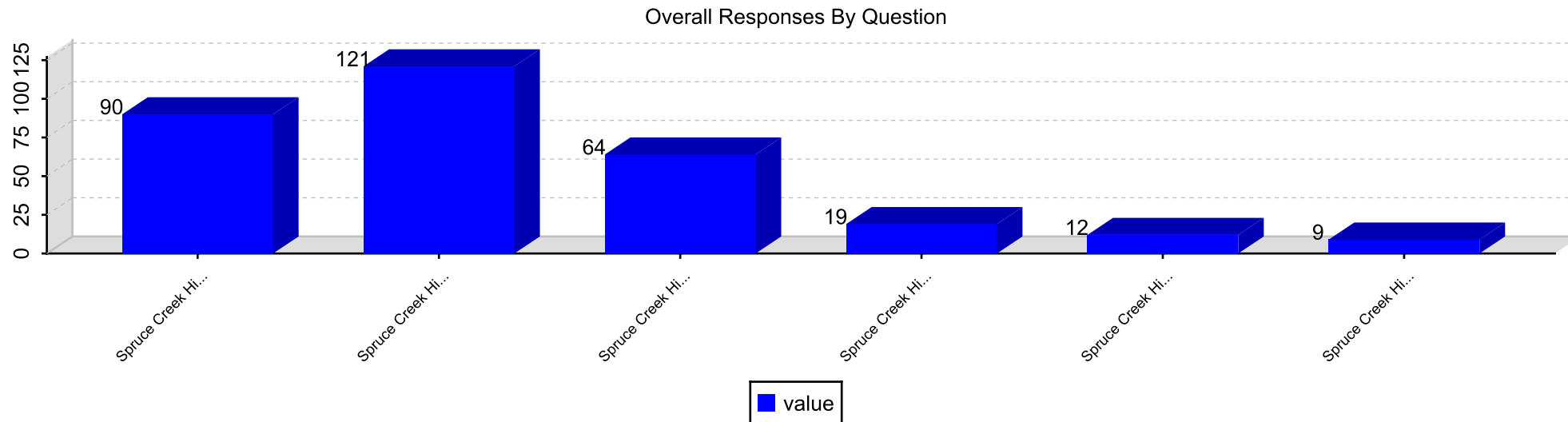
Question 5. Our school's governing body does not interfere with the operation or leadership of our school.



Question 6. Our school has high expectations for students in all classes.

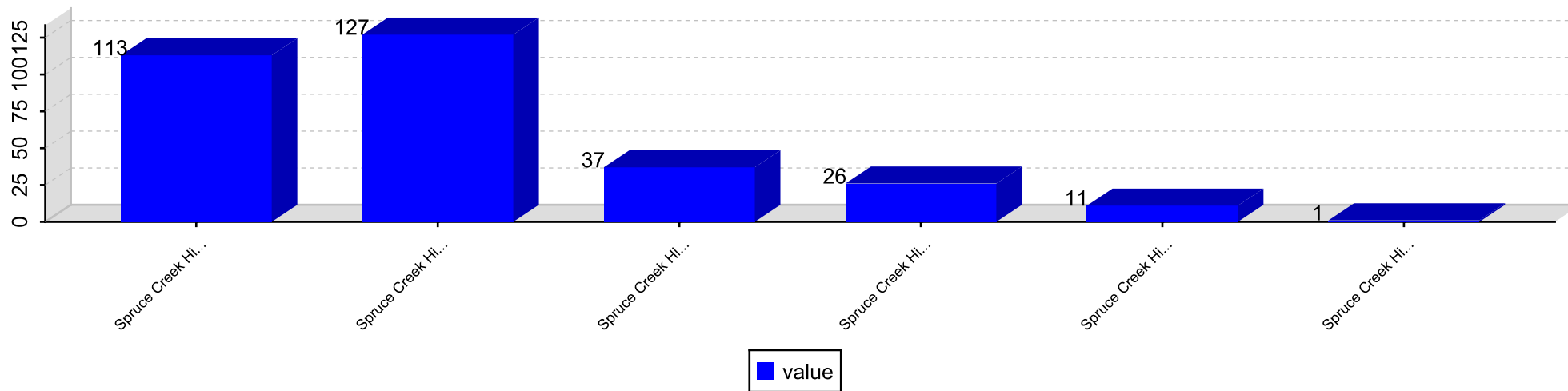


Question 7. Our school shares responsibility for student learning with its stakeholders.



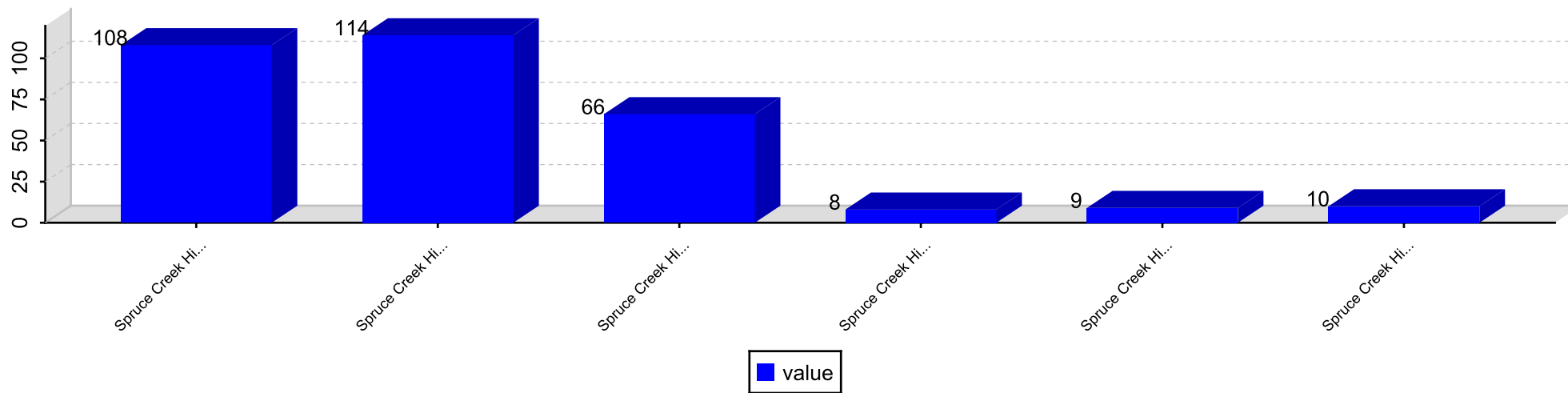
Question 8. Our school communicates effectively about the school's goals and activities.

Overall Responses By Question



Question 9. Our school provides opportunities for stakeholders to be involved in the school.

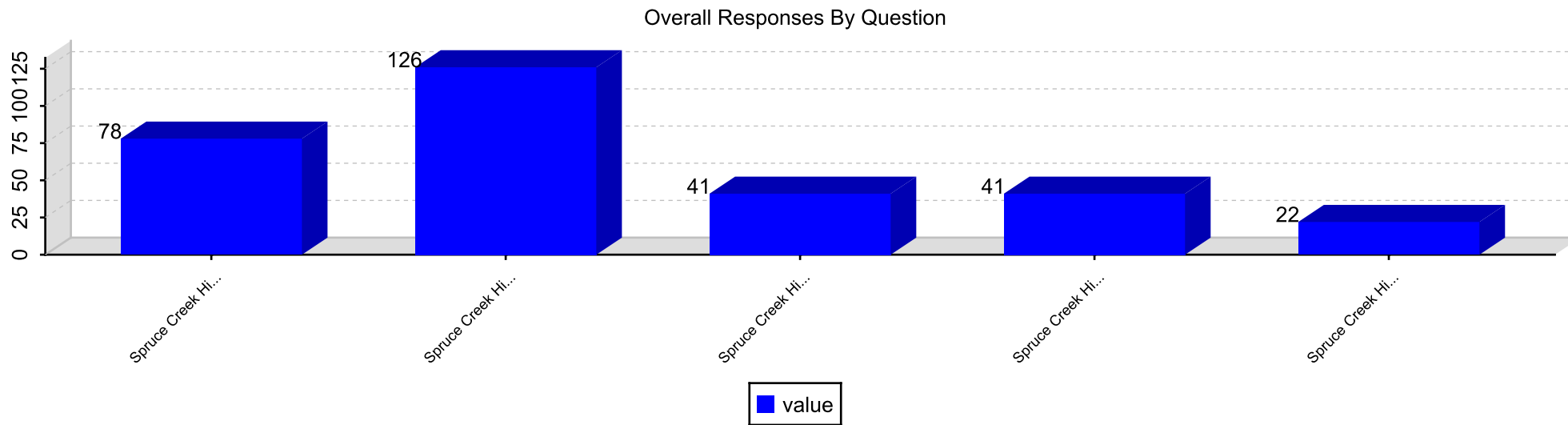
Overall Responses By Question



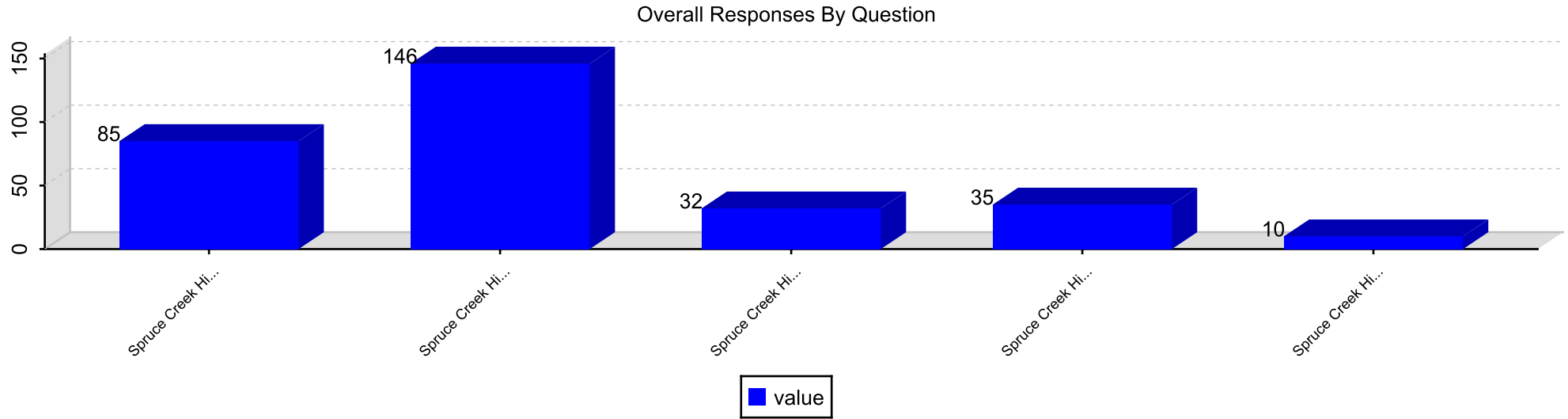
Section: Teaching and Assessing for Learning

Responses By Question

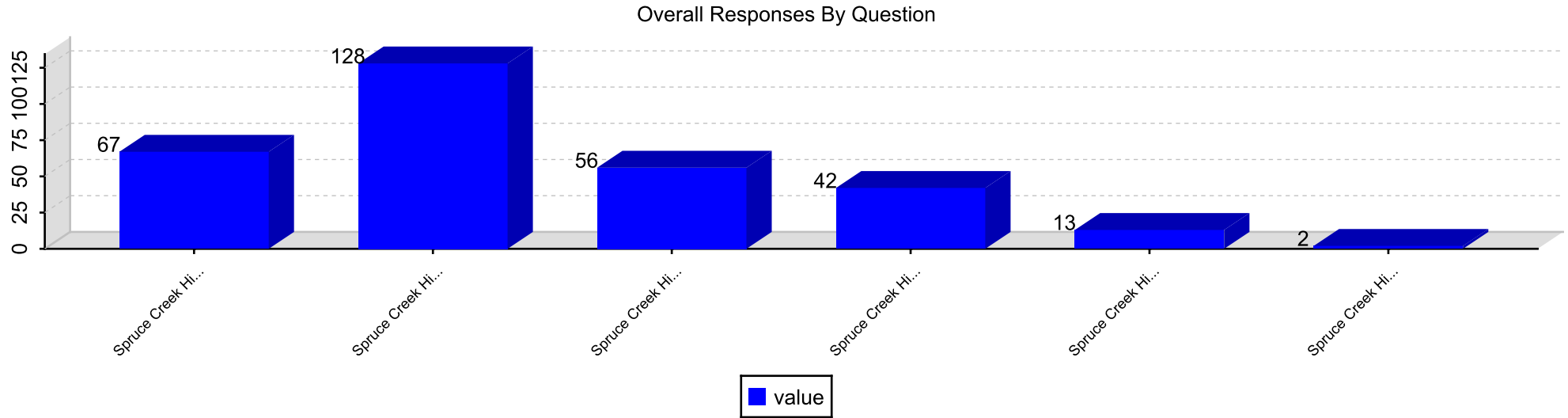
Question 10. All of my child's teachers provide an equitable curriculum that meets his/her learning needs.



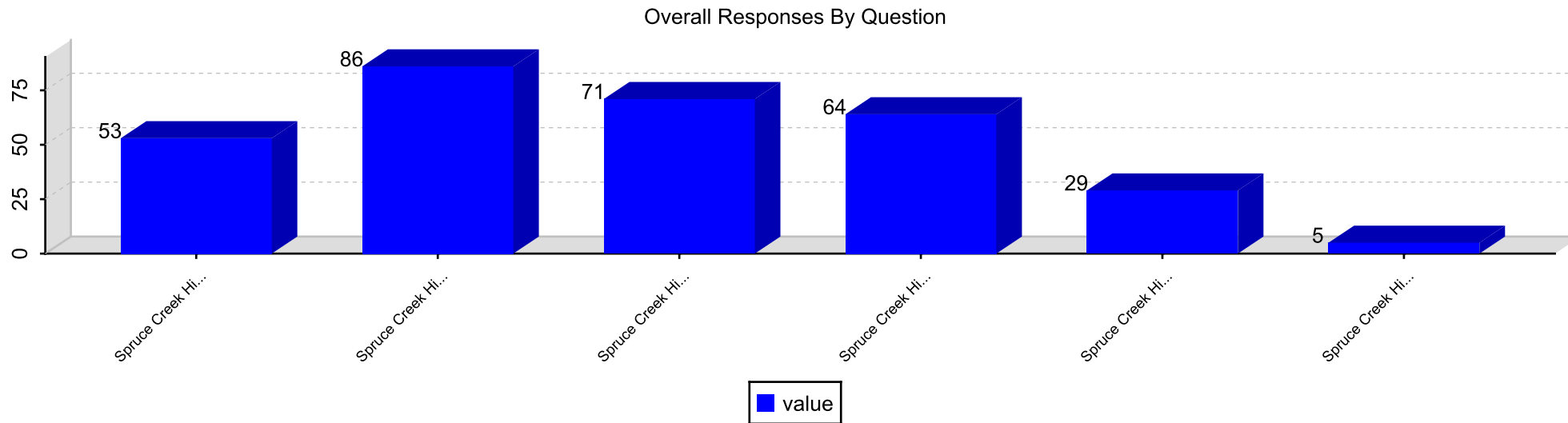
Question 11. All of my child's teachers give work that challenges my child.



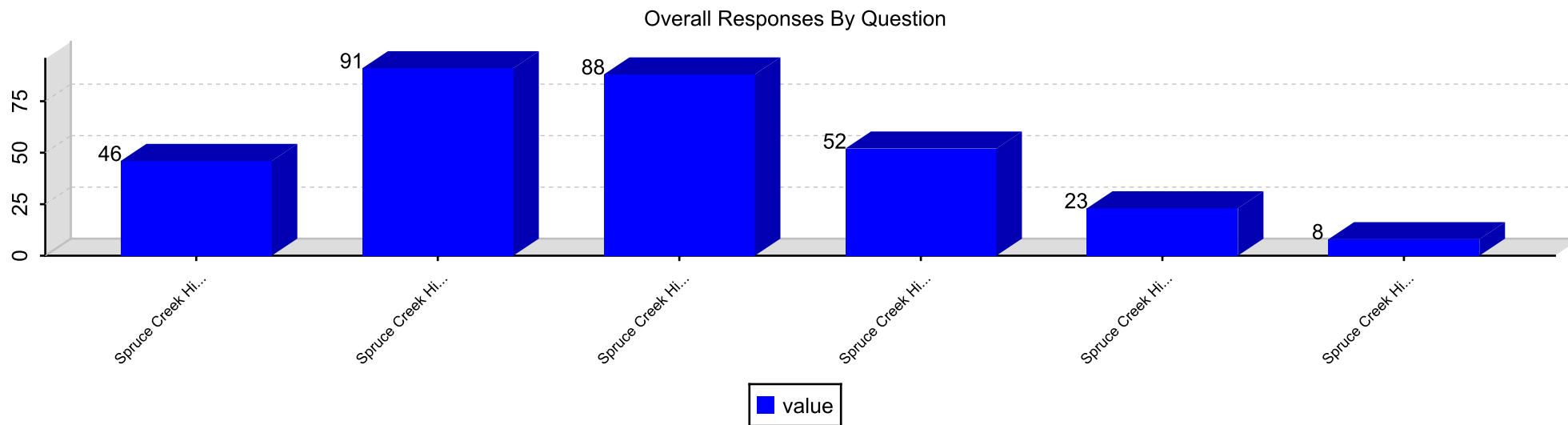
Question 12. All of my child's teachers use a variety of teaching strategies and learning activities.



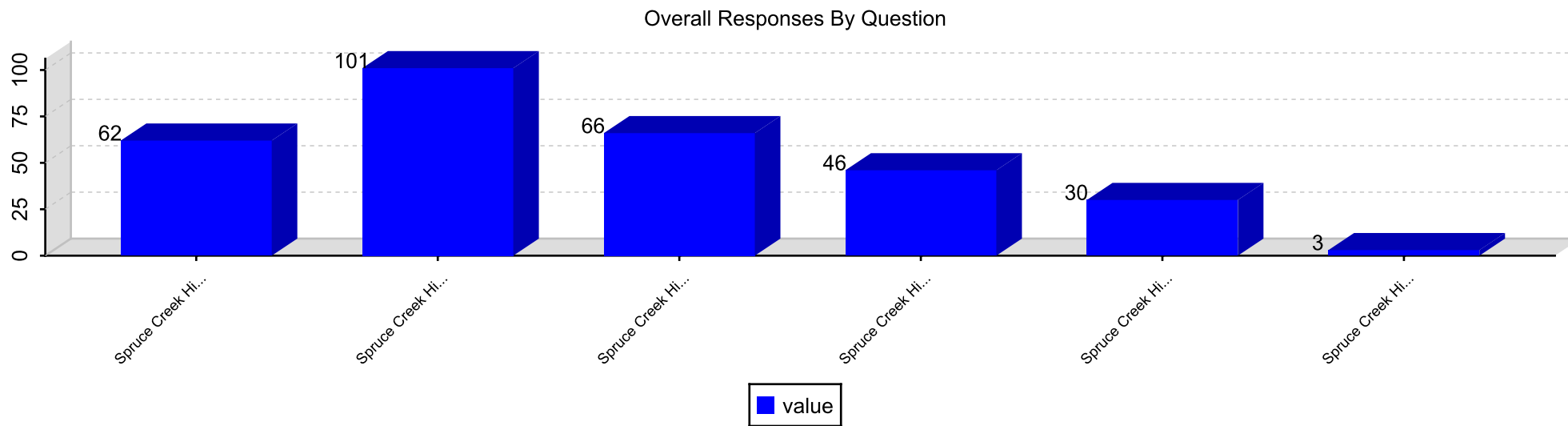
Question 13. All of my child's teachers meet his/her learning needs by individualizing instruction.



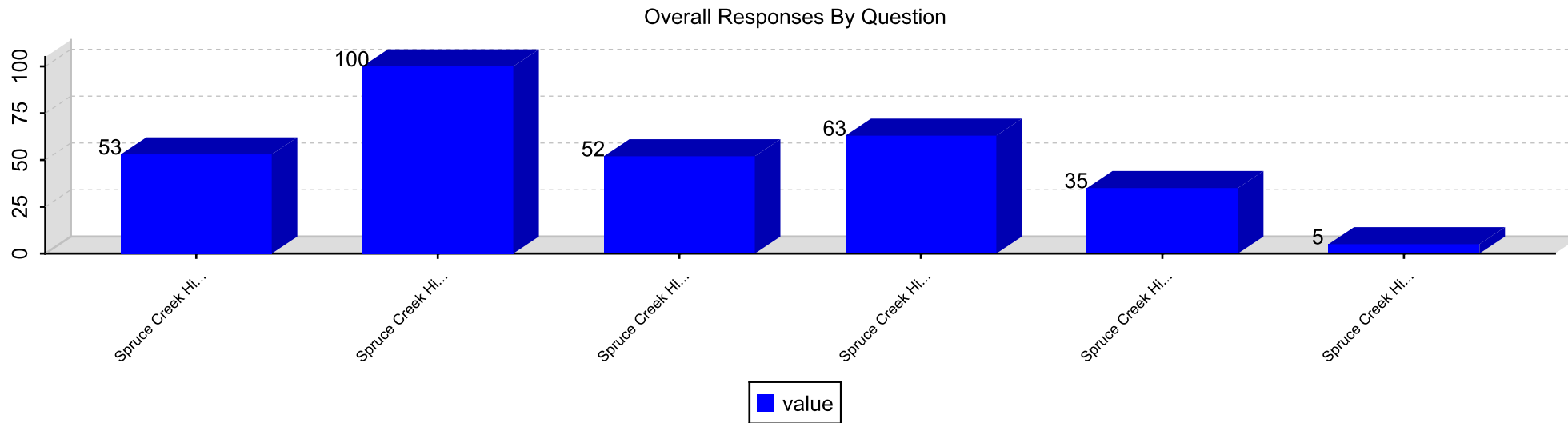
Question 14. All of my child's teachers work as a team to help my child learn.



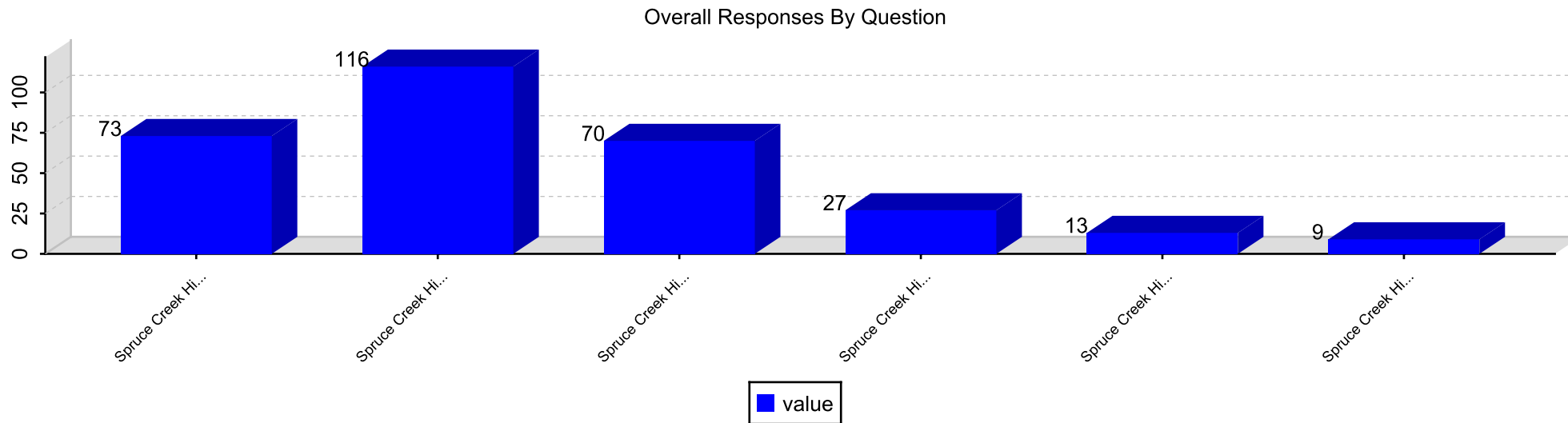
Question 15. All of my child's teachers help me to understand my child's progress.



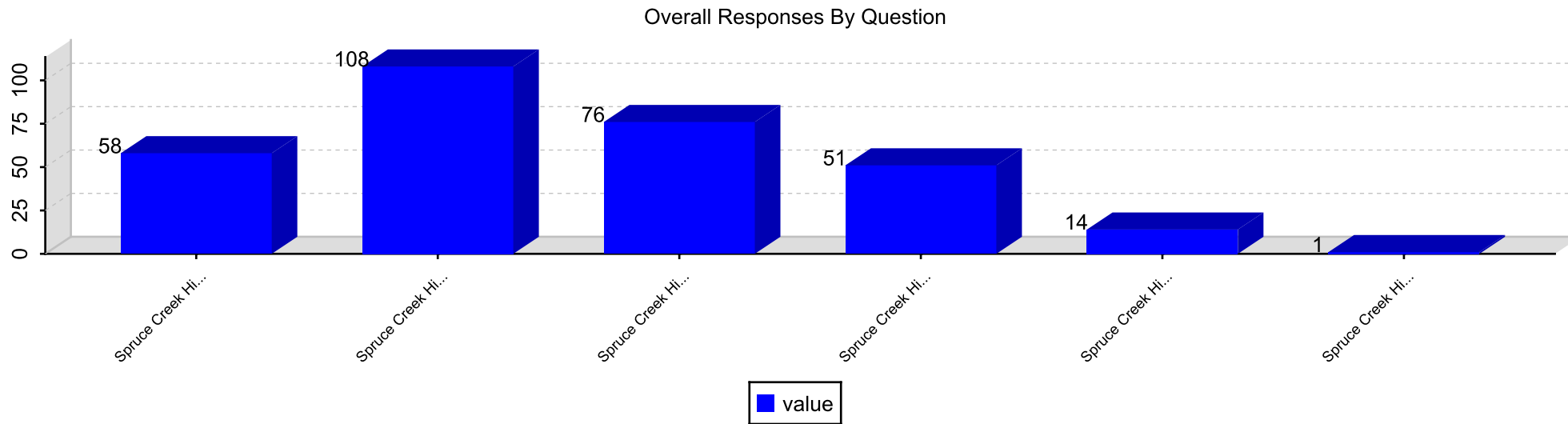
Question 16. All of my child's teachers keep me informed regularly of how my child is being graded.



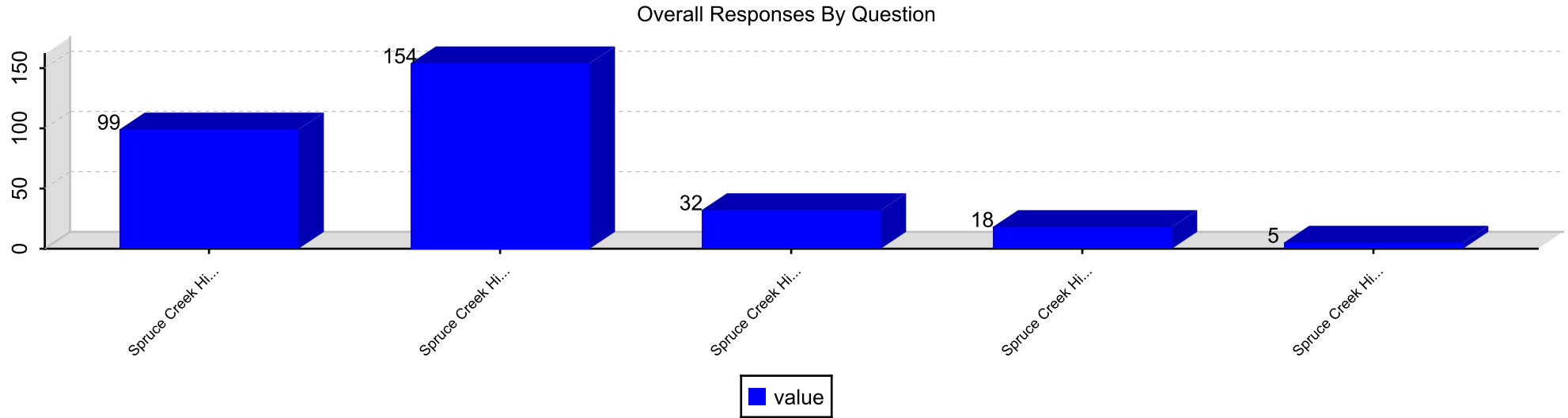
Question 17. All of my child's teachers report on my child's progress in easy to understand language.



Question 18. My child sees a relationship between what is being taught and his/her everyday life.

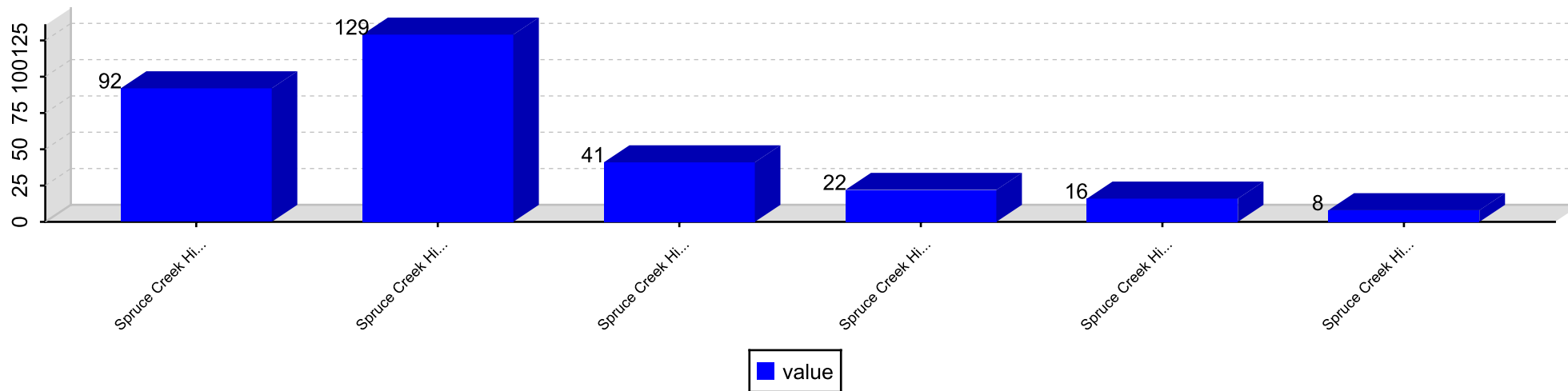


Question 19. My child knows the expectations for learning in all classes.



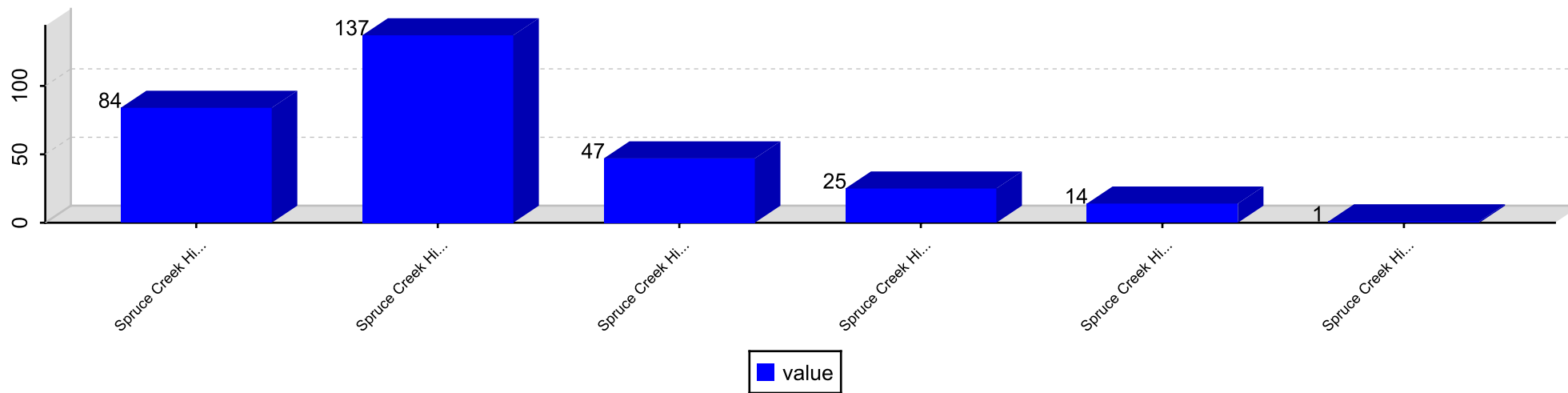
Question 20. My child has at least one adult advocate in the school.

Overall Responses By Question

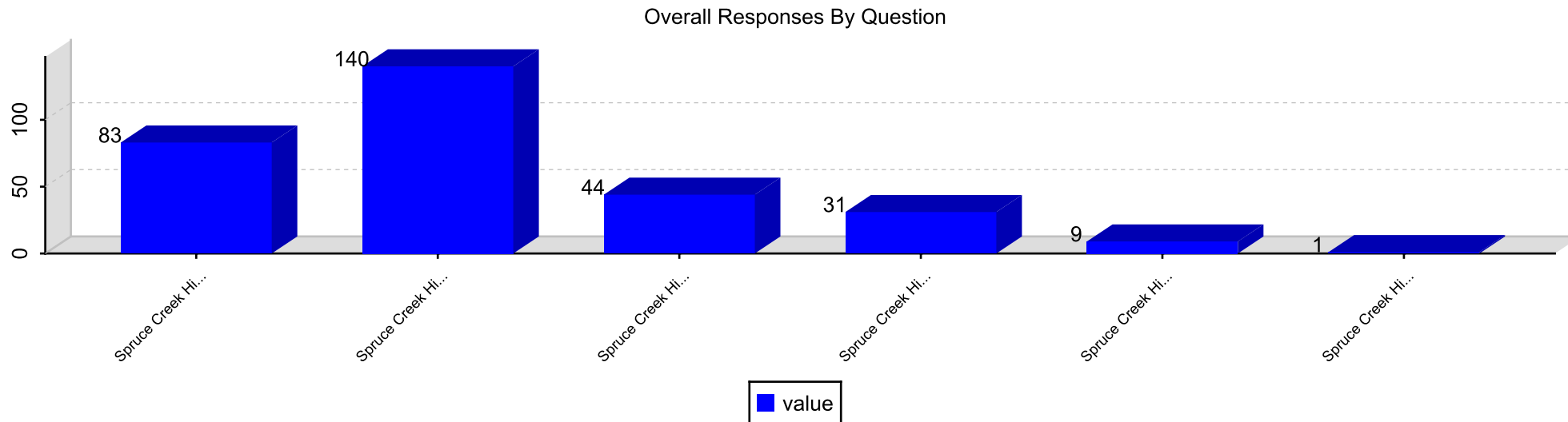


Question 21. My child is given multiple assessments to measure his/her understanding of what was taught.

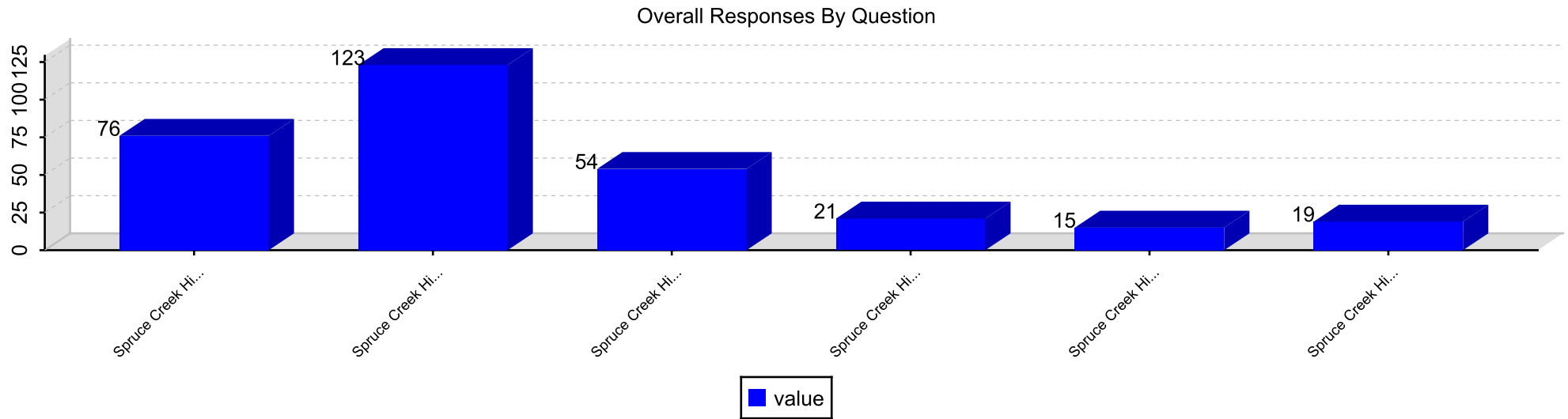
Overall Responses By Question



Question 22. My child has up-to-date computers and other technology to learn.



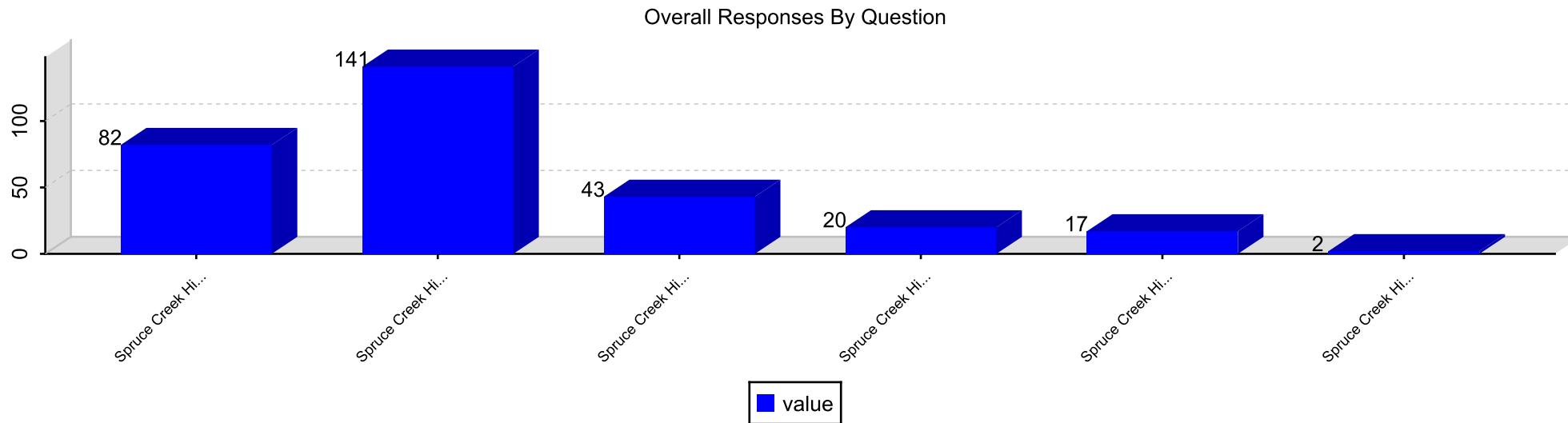
Question 23. My child has access to support services based on his/her identified needs.



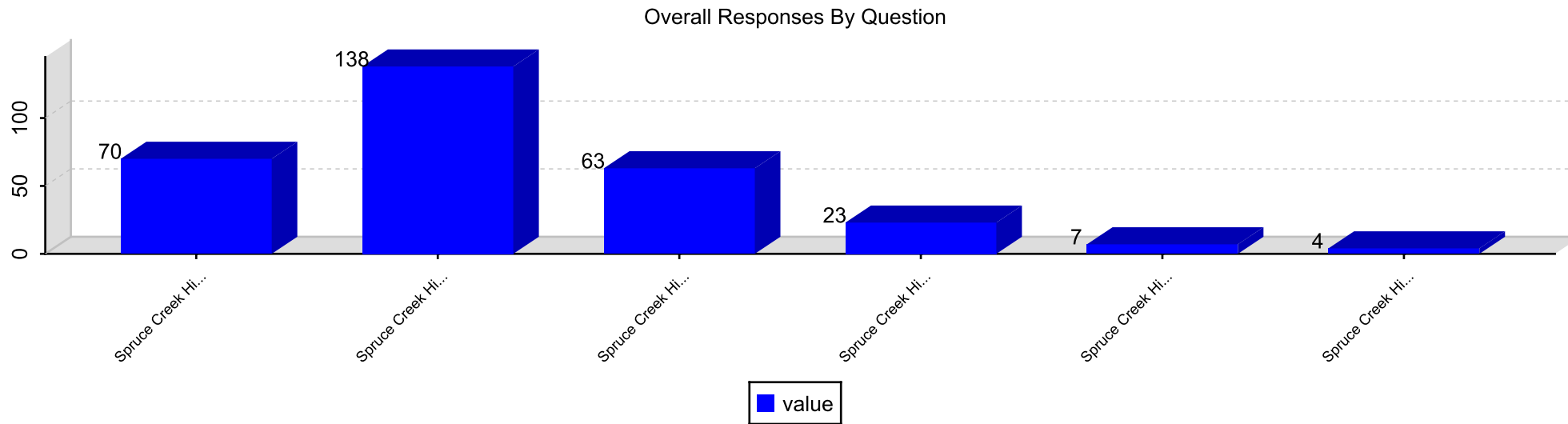
Section: Resources and Support Systems

Responses By Question

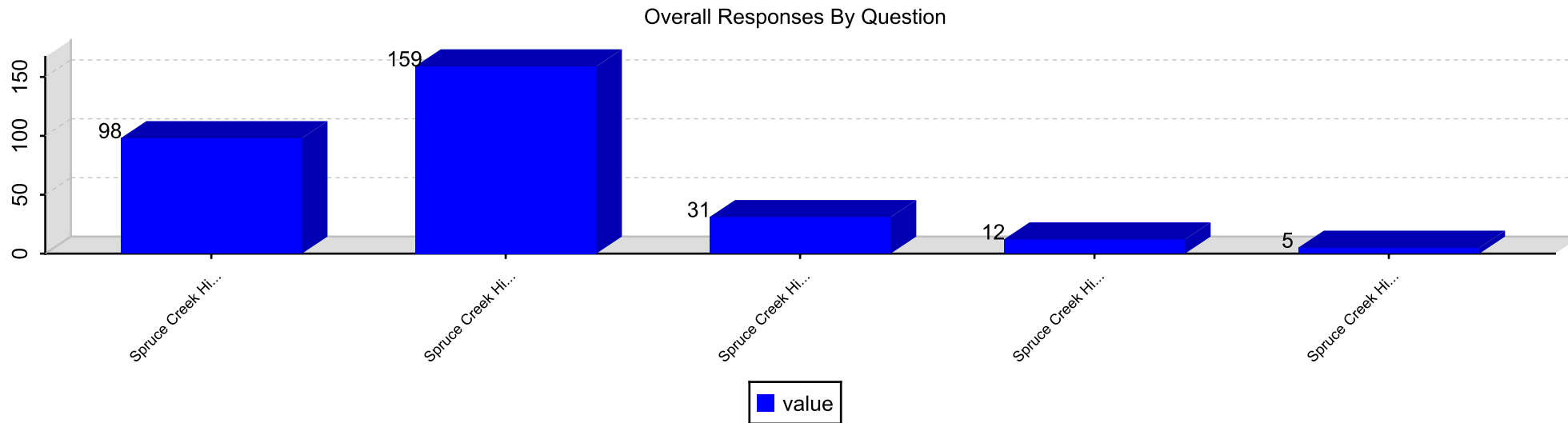
Question 24. Our school provides qualified staff members to support student learning.



Question 25. Our school provides an adequate supply of learning resources that are current and in good condition.

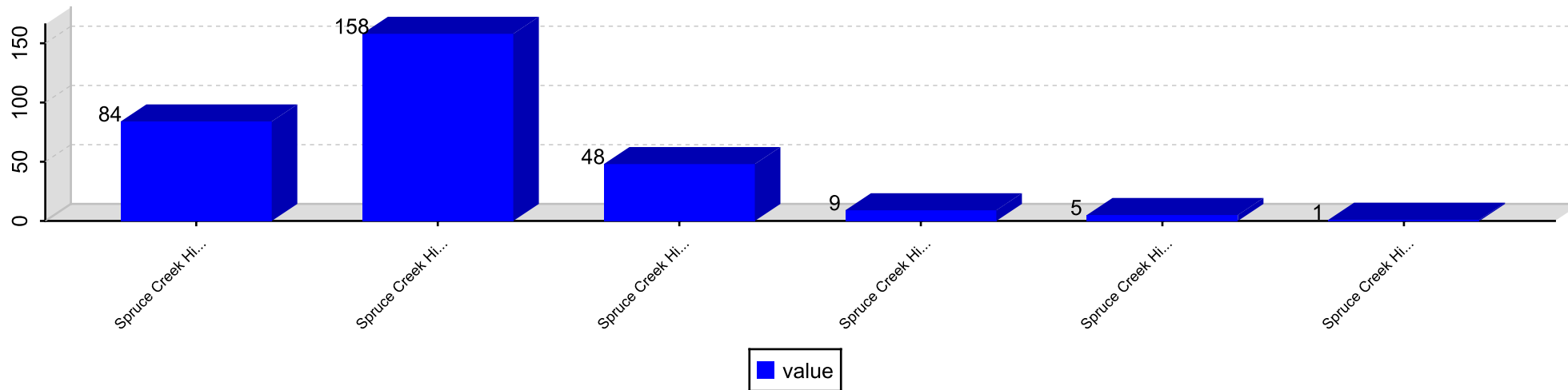


Question 26. Our school provides a safe learning environment.



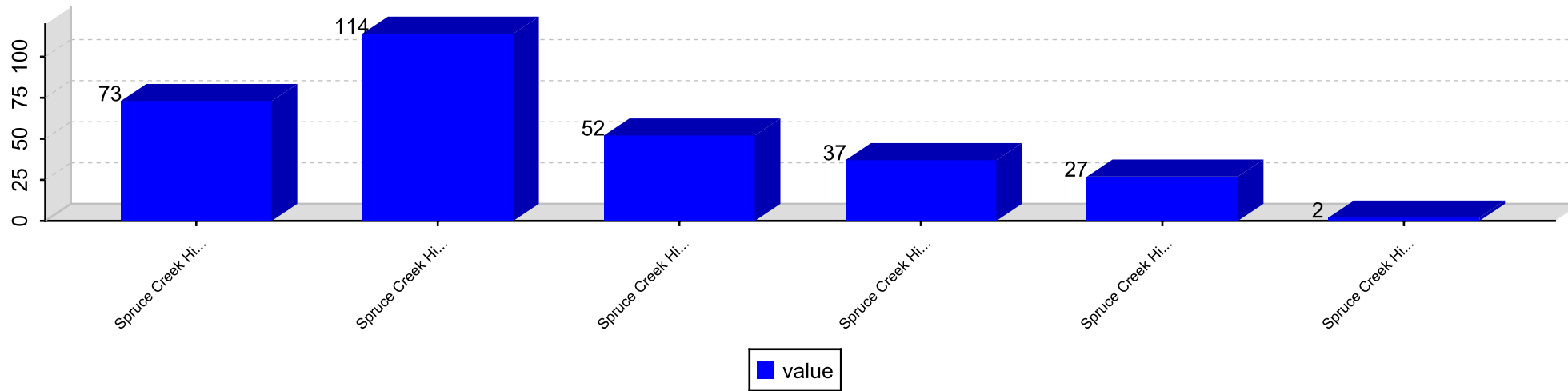
Question 27. Our school provides students with access to a variety of information resources to support their learning.

Overall Responses By Question

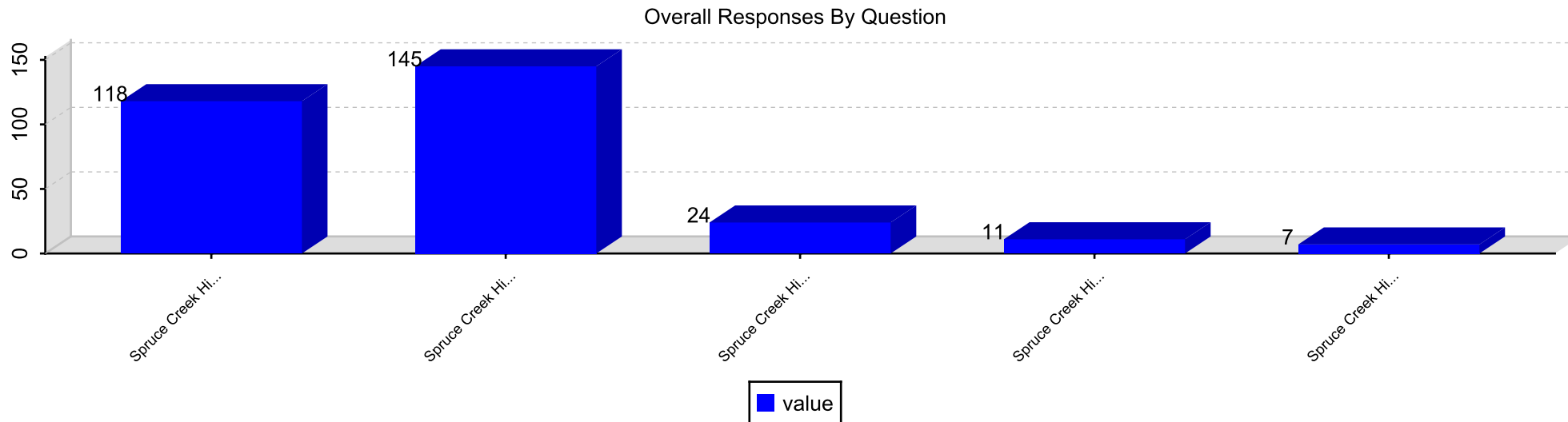


Question 28. Our school provides excellent support services (e.g., counseling, and/or career planning).

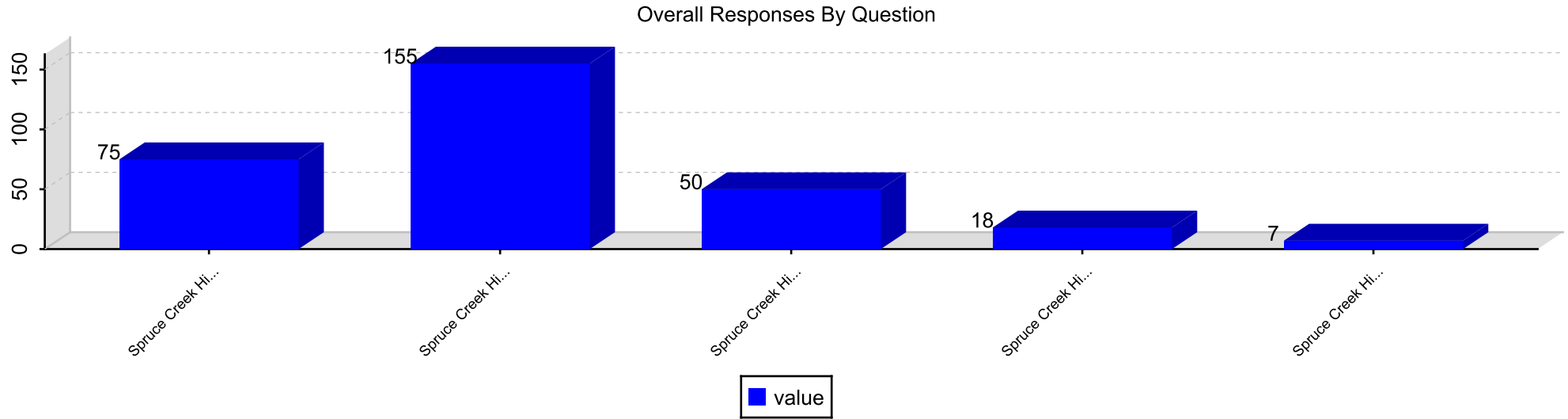
Overall Responses By Question



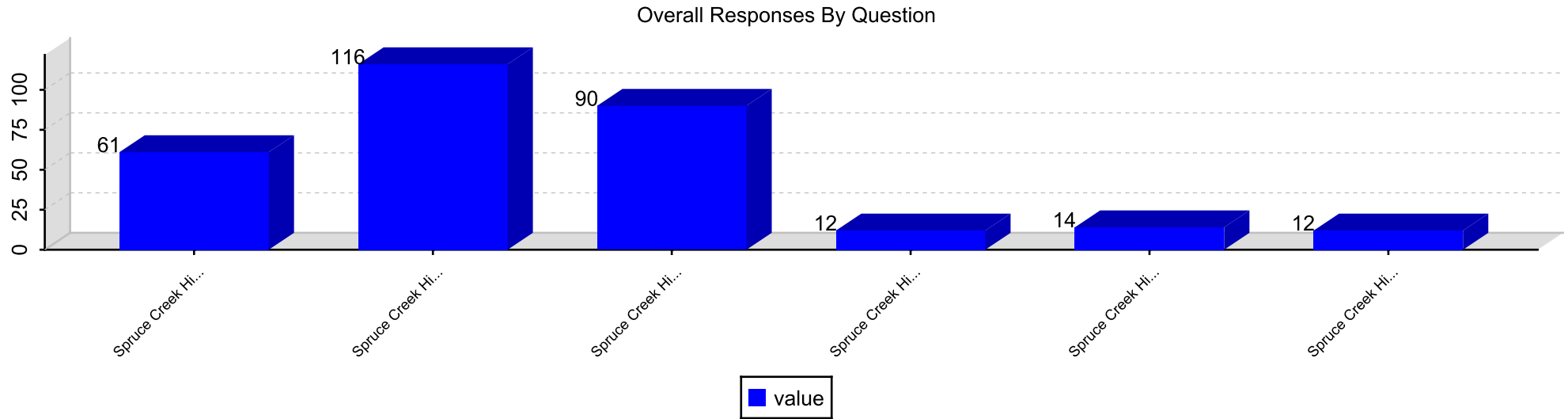
Question 29. Our school provides opportunities for students to participate in activities that interest them.



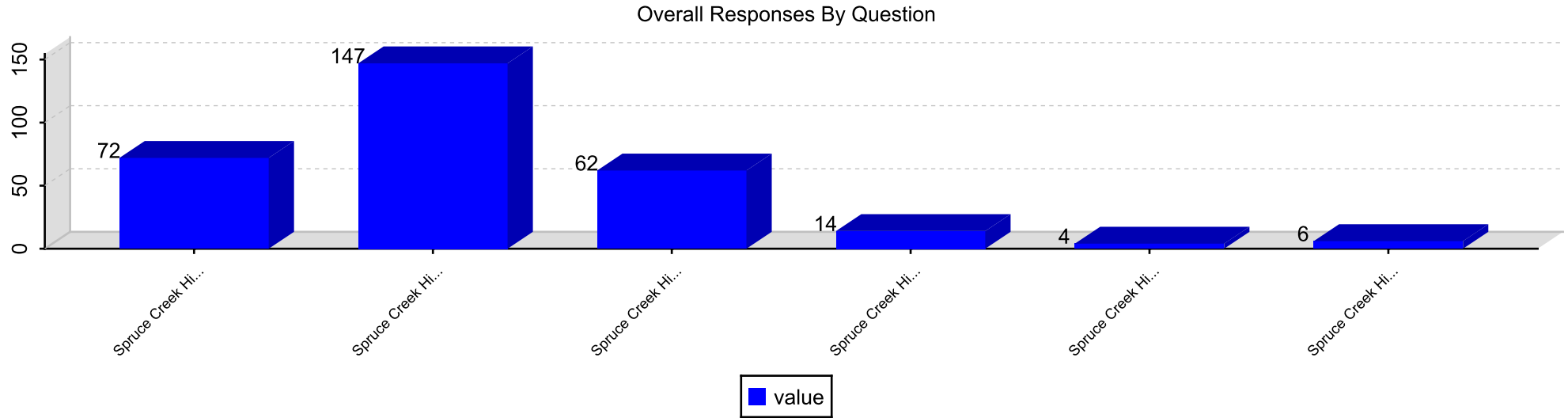
Question 30. Our school ensures that the facilities support student learning.



Question 31. Our school ensures the effective use of financial resources.



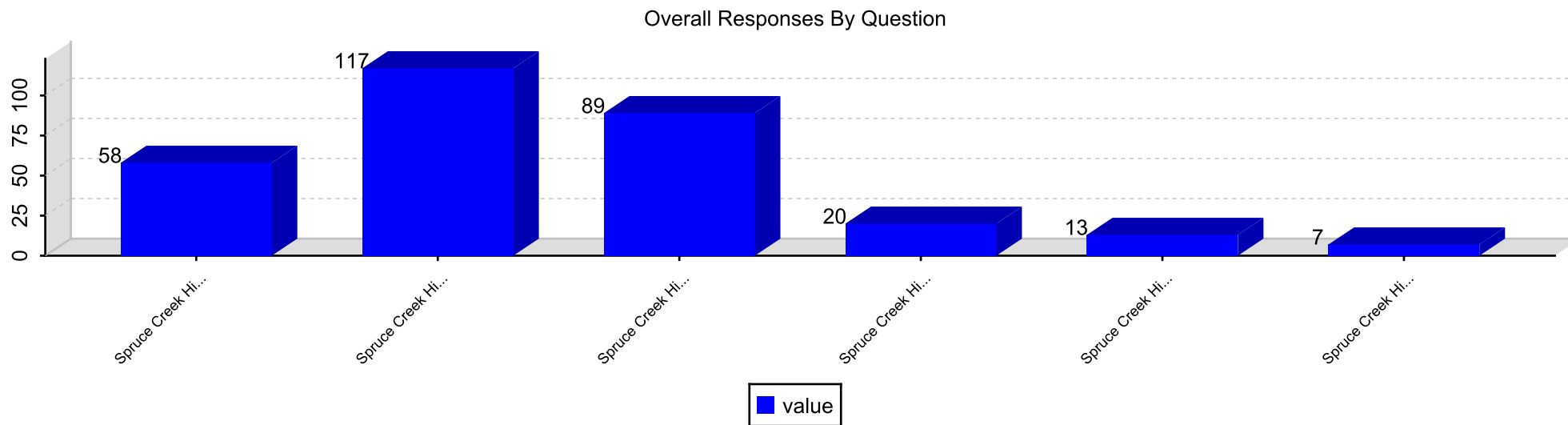
Question 32. Our school ensures that instructional time is protected and interruptions are minimized.



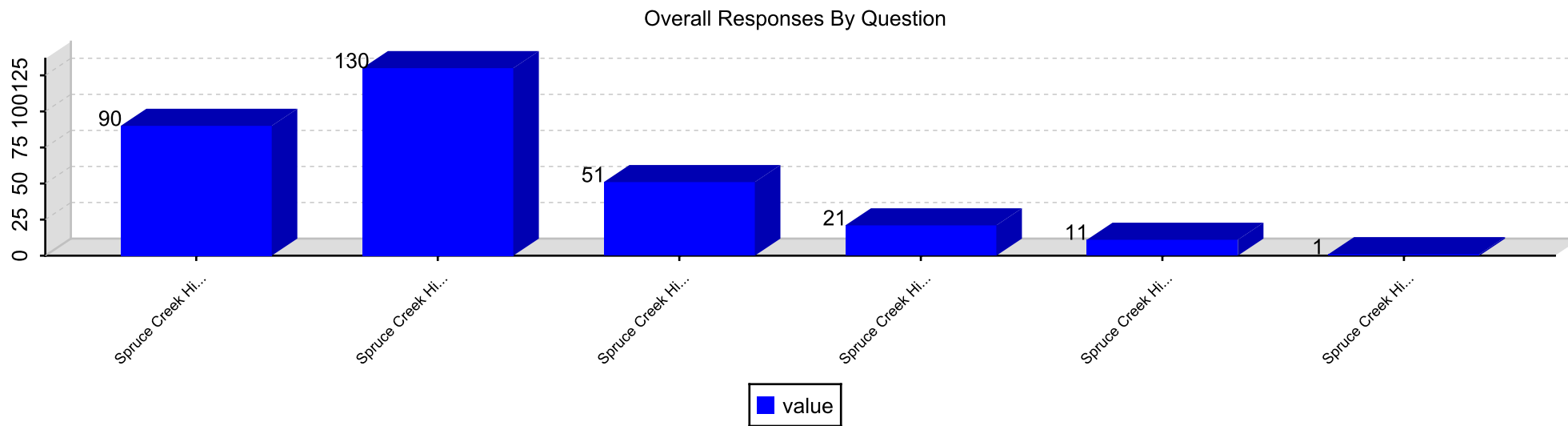
Section: Using Results for Continuous Improvement

Responses By Question

Question 33. Our school ensures that all staff members monitor and report the achievement of school goals.



Question 34. My child is prepared for success in the next school year.



Question 35. My child has administrators and teachers that monitor and inform me of his/her learning progress.

