

### Survey Response Counts

#### Section: Purpose and Direction

Question / Institution			Strongly Agree		Agree		Neutral		Disagree		Strongly Disagree		Not Applicable		Total	
			#	%	#	%	#	%	#	%	#	%	#	%	#	%
1. In my school, programs and services are available to help me succeed.	Spruce Creek High School	Average Score	363	28.76%	615	48.73%	207	16.4%	37	2.93%	22	1.74%	18	1.43%	1,262	100%
		3.96	363	28.76%	615	48.73%	207	16.4%	37	2.93%	22	1.74%	18	1.43%	1,262	100%
	Total	363	28.76%	615	48.73%	207	16.4%	37	2.93%	22	1.74%	18	1.43%	1,262	100%	
2. In my school, the purpose and expectations are clearly explained to me and my family.	Spruce Creek High School	Average Score	296	23.45%	572	45.32%	260	20.6%	77	6.1%	41	3.25%	16	1.27%	1,262	100%
		3.76	296	23.45%	572	45.32%	260	20.6%	77	6.1%	41	3.25%	16	1.27%	1,262	100%
	Total	296	23.45%	572	45.32%	260	20.6%	77	6.1%	41	3.25%	16	1.27%	1,262	100%	
3. In my school, a high quality education is offered.	Spruce Creek High School	Average Score	460	36.45%	549	43.5%	167	13.23%	45	3.57%	31	2.46%	10	0.79%	1,262	100%
		4.06	460	36.45%	549	43.5%	167	13.23%	45	3.57%	31	2.46%	10	0.79%	1,262	100%
	Total	460	36.45%	549	43.5%	167	13.23%	45	3.57%	31	2.46%	10	0.79%	1,262	100%	
4. In my school, all students are treated with respect.	Spruce Creek High School	Average Score	120	9.51%	322	25.52%	397	31.46%	231	18.3%	170	13.47%	22	1.74%	1,262	100%
		2.94	120	9.51%	322	25.52%	397	31.46%	231	18.3%	170	13.47%	22	1.74%	1,262	100%
	Total	120	9.51%	322	25.52%	397	31.46%	231	18.3%	170	13.47%	22	1.74%	1,262	100%	
5. In my school, teachers work together to improve student learning.	Spruce Creek High School	Average Score	155	12.28%	466	36.93%	430	34.07%	135	10.7%	62	4.91%	14	1.11%	1,262	100%
		3.38	155	12.28%	466	36.93%	430	34.07%	135	10.7%	62	4.91%	14	1.11%	1,262	100%
	Total	155	12.28%	466	36.93%	430	34.07%	135	10.7%	62	4.91%	14	1.11%	1,262	100%	
Total			1,394	22.09%	2,524	40%	1,461	23.15%	525	8.32%	326	5.17%	80	1.27%	6,310	100%

#### Section: Governance and Leadership

Question / Institution			Strongly Agree		Agree		Neutral		Disagree		Strongly Disagree		Not Applicable		Total	
			#	%	#	%	#	%	#	%	#	%	#	%	#	%
6. In my school, rules are applied equally to all students.	Spruce Creek High School	Average Score	176	14.04%	372	29.67%	259	20.65%	267	21.29%	165	13.16%	15	1.2%	1,254	100%
		3.07	176	14.04%	372	29.67%	259	20.65%	267	21.29%	165	13.16%	15	1.2%	1,254	100%
	Total	176	14.04%	372	29.67%	259	20.65%	267	21.29%	165	13.16%	15	1.2%	1,254	100%	
7. In my school, students treat adults with respect.	Spruce Creek High School	Average Score	80	6.38%	301	24%	491	39.15%	246	19.62%	121	9.65%	15	1.2%	1,254	100%
		2.94	80	6.38%	301	24%	491	39.15%	246	19.62%	121	9.65%	15	1.2%	1,254	100%
	Total	80	6.38%	301	24%	491	39.15%	246	19.62%	121	9.65%	15	1.2%	1,254	100%	
8. In my school, the principal and teachers have high expectations of me.	Spruce Creek High School	Average Score	368	29.35%	575	45.85%	223	17.78%	41	3.27%	31	2.47%	16	1.28%	1,254	100%
		3.93	368	29.35%	575	45.85%	223	17.78%	41	3.27%	31	2.47%	16	1.28%	1,254	100%
	Total	368	29.35%	575	45.85%	223	17.78%	41	3.27%	31	2.47%	16	1.28%	1,254	100%	
Total			624	16.59%	1,248	33.17%	973	25.86%	554	14.73%	317	8.43%	46	1.22%	3,762	100%

Section: Teaching and Assessing for Learning

Question / Institution			Strongly Agree		Agree		Neutral		Disagree		Strongly Disagree		Not Applicable		Total	
			#	%	#	%	#	%	#	%	#	%	#	%	#	%
9. My school gives me multiple assessments to check my understanding of what was taught.	Spruce Creek High School	Average Score	316	26.05%	581	47.9%	217	17.89%	57	4.7%	31	2.56%	11	0.91%	1,213	100%
		3.87	316	26.05%	581	47.9%	217	17.89%	57	4.7%	31	2.56%	11	0.91%	1,213	100%
	Total	316	26.05%	581	47.9%	217	17.89%	57	4.7%	31	2.56%	11	0.91%	1,213	100%	
10. My school provides me with challenging curriculum and learning experiences.	Spruce Creek High School	Average Score	382	31.49%	555	45.75%	200	16.49%	33	2.72%	31	2.56%	12	0.99%	1,213	100%
		3.98	382	31.49%	555	45.75%	200	16.49%	33	2.72%	31	2.56%	12	0.99%	1,213	100%
	Total	382	31.49%	555	45.75%	200	16.49%	33	2.72%	31	2.56%	12	0.99%	1,213	100%	
11. My school prepares me to deal with issues I may face in the future.	Spruce Creek High School	Average Score	169	13.93%	368	30.34%	295	24.32%	223	18.38%	143	11.79%	15	1.24%	1,213	100%
		3.13	169	13.93%	368	30.34%	295	24.32%	223	18.38%	143	11.79%	15	1.24%	1,213	100%
	Total	169	13.93%	368	30.34%	295	24.32%	223	18.38%	143	11.79%	15	1.24%	1,213	100%	
12. My school motivates me to learn new things.	Spruce Creek High School	Average Score	177	14.59%	443	36.52%	334	27.54%	166	13.69%	79	6.51%	14	1.15%	1,213	100%
		3.36	177	14.59%	443	36.52%	334	27.54%	166	13.69%	79	6.51%	14	1.15%	1,213	100%
	Total	177	14.59%	443	36.52%	334	27.54%	166	13.69%	79	6.51%	14	1.15%	1,213	100%	

Question / Institution			Strongly Agree		Agree		Neutral		Disagree		Strongly Disagree		Not Applicable		Total	
			#	%	#	%	#	%	#	%	#	%	#	%	#	%
13. My school offers opportunities for my family to become involved in school activities and my learning.	Spruce Creek High School	Average Score	144	11.87%	426	35.12%	427	35.2%	135	11.13%	57	4.7%	24	1.98%	1,213	100%
		3.32	144	11.87%	426	35.12%	427	35.2%	135	11.13%	57	4.7%	24	1.98%	1,213	100%
	Total	144	11.87%	426	35.12%	427	35.2%	135	11.13%	57	4.7%	24	1.98%	1,213	100%	
14. My school makes sure there is at least one adult who knows me well and shows interest in my education and future.	Spruce Creek High School	Average Score	191	15.75%	382	31.49%	310	25.56%	217	17.89%	93	7.67%	20	1.65%	1,213	100%
		3.25	191	15.75%	382	31.49%	310	25.56%	217	17.89%	93	7.67%	20	1.65%	1,213	100%
	Total	191	15.75%	382	31.49%	310	25.56%	217	17.89%	93	7.67%	20	1.65%	1,213	100%	
15. My school provides learning services for me according to my needs.	Spruce Creek High School	Average Score	196	16.16%	513	42.29%	316	26.05%	99	8.16%	65	5.36%	24	1.98%	1,213	100%
		3.5	196	16.16%	513	42.29%	316	26.05%	99	8.16%	65	5.36%	24	1.98%	1,213	100%
	Total	196	16.16%	513	42.29%	316	26.05%	99	8.16%	65	5.36%	24	1.98%	1,213	100%	
16. All of my teachers use a variety of teaching methods and learning activities to help me develop the skills I will need to succeed.	Spruce Creek High School	Average Score	206	16.98%	503	41.47%	297	24.48%	125	10.31%	71	5.85%	11	0.91%	1,213	100%
		3.51	206	16.98%	503	41.47%	297	24.48%	125	10.31%	71	5.85%	11	0.91%	1,213	100%
	Total	206	16.98%	503	41.47%	297	24.48%	125	10.31%	71	5.85%	11	0.91%	1,213	100%	
17. All of my teachers change their teaching to meet my learning needs.	Spruce Creek High School	Average Score	86	7.09%	215	17.72%	364	30.01%	345	28.44%	182	15%	21	1.73%	1,213	100%
		2.68	86	7.09%	215	17.72%	364	30.01%	345	28.44%	182	15%	21	1.73%	1,213	100%
	Total	86	7.09%	215	17.72%	364	30.01%	345	28.44%	182	15%	21	1.73%	1,213	100%	
18. All of my teachers explain their expectations for learning and behavior so I can be successful.	Spruce Creek High School	Average Score	204	16.82%	534	44.02%	328	27.04%	85	7.01%	50	4.12%	12	0.99%	1,213	100%
		3.59	204	16.82%	534	44.02%	328	27.04%	85	7.01%	50	4.12%	12	0.99%	1,213	100%
	Total	204	16.82%	534	44.02%	328	27.04%	85	7.01%	50	4.12%	12	0.99%	1,213	100%	
19. All of my teachers use tests, projects, presentations, and portfolios to check my understanding of what was taught.	Spruce Creek High School	Average Score	344	28.36%	555	45.75%	209	17.23%	65	5.36%	30	2.47%	10	0.82%	1,213	100%
		3.9	344	28.36%	555	45.75%	209	17.23%	65	5.36%	30	2.47%	10	0.82%	1,213	100%
	Total	344	28.36%	555	45.75%	209	17.23%	65	5.36%	30	2.47%	10	0.82%	1,213	100%	
20. All of my teachers provide me with information about my learning and grades.	Spruce Creek High School	Average Score	198	16.32%	548	45.18%	296	24.4%	107	8.82%	54	4.45%	10	0.82%	1,213	100%
		3.58	198	16.32%	548	45.18%	296	24.4%	107	8.82%	54	4.45%	10	0.82%	1,213	100%
	Total	198	16.32%	548	45.18%	296	24.4%	107	8.82%	54	4.45%	10	0.82%	1,213	100%	

Question / Institution			Strongly Agree		Agree		Neutral		Disagree		Strongly Disagree		Not Applicable		Total	
			#	%	#	%	#	%	#	%	#	%	#	%	#	%
21. All of my teachers keep my family informed of my academic progress.	Spruce Creek High School	Average Score	155	12.78%	340	28.03%	377	31.08%	223	18.38%	94	7.75%	24	1.98%	1,213	100%
		3.14	155	12.78%	340	28.03%	377	31.08%	223	18.38%	94	7.75%	24	1.98%	1,213	100%
	Total	155	12.78%	340	28.03%	377	31.08%	223	18.38%	94	7.75%	24	1.98%	1,213	100%	
22. All of my teachers fairly grade and evaluate my work.	Spruce Creek High School	Average Score	182	15%	514	42.37%	288	23.74%	143	11.79%	76	6.27%	10	0.82%	1,213	100%
		3.46	182	15%	514	42.37%	288	23.74%	143	11.79%	76	6.27%	10	0.82%	1,213	100%
	Total	182	15%	514	42.37%	288	23.74%	143	11.79%	76	6.27%	10	0.82%	1,213	100%	
Total			2,950	17.37%	6,477	38.14%	4,258	25.07%	2,023	11.91%	1,056	6.22%	218	1.28%	16,982	100%

Section: Resources and Support Systems

Question / Institution			Strongly Agree		Agree		Neutral		Disagree		Strongly Disagree		Not Applicable		Total	
			#	%	#	%	#	%	#	%	#	%	#	%	#	%
23. In my school, the building and grounds are safe, clean, and provide a healthy place for learning.	Spruce Creek High School	Average Score	170	14.15%	384	31.97%	343	28.56%	172	14.32%	114	9.49%	18	1.5%	1,201	100%
		3.22	170	14.15%	384	31.97%	343	28.56%	172	14.32%	114	9.49%	18	1.5%	1,201	100%
	Total	170	14.15%	384	31.97%	343	28.56%	172	14.32%	114	9.49%	18	1.5%	1,201	100%	
24. In my school, students respect the property of others.	Spruce Creek High School	Average Score	68	5.66%	222	18.48%	357	29.73%	325	27.06%	213	17.74%	16	1.33%	1,201	100%
		2.63	68	5.66%	222	18.48%	357	29.73%	325	27.06%	213	17.74%	16	1.33%	1,201	100%
	Total	68	5.66%	222	18.48%	357	29.73%	325	27.06%	213	17.74%	16	1.33%	1,201	100%	
25. In my school, a variety of resources are available to help me succeed (e.g., teaching staff, technology, media center).	Spruce Creek High School	Average Score	322	26.81%	618	51.46%	191	15.9%	33	2.75%	28	2.33%	9	0.75%	1,201	100%
		3.95	322	26.81%	618	51.46%	191	15.9%	33	2.75%	28	2.33%	9	0.75%	1,201	100%
	Total	322	26.81%	618	51.46%	191	15.9%	33	2.75%	28	2.33%	9	0.75%	1,201	100%	
26. In my school, computers are up-to-date and used by teachers to help me learn.	Spruce Creek High School	Average Score	280	23.31%	544	45.3%	233	19.4%	80	6.66%	54	4.5%	10	0.83%	1,201	100%
		3.74	280	23.31%	544	45.3%	233	19.4%	80	6.66%	54	4.5%	10	0.83%	1,201	100%
	Total	280	23.31%	544	45.3%	233	19.4%	80	6.66%	54	4.5%	10	0.83%	1,201	100%	

Question / Institution			Strongly Agree		Agree		Neutral		Disagree		Strongly Disagree		Not Applicable		Total	
			#	%	#	%	#	%	#	%	#	%	#	%	#	%
27. In my school, students help each other even if they are not friends.	Spruce Creek High School	Average Score	106	8.83%	332	27.64%	366	30.47%	213	17.74%	165	13.74%	19	1.58%	1,201	100%
		2.95	106	8.83%	332	27.64%	366	30.47%	213	17.74%	165	13.74%	19	1.58%	1,201	100%
	Total	106	8.83%	332	27.64%	366	30.47%	213	17.74%	165	13.74%	19	1.58%	1,201	100%	
28. In my school, I can participate in activities that interest me.	Spruce Creek High School	Average Score	350	29.14%	553	46.04%	197	16.4%	44	3.66%	44	3.66%	13	1.08%	1,201	100%
		3.9	350	29.14%	553	46.04%	197	16.4%	44	3.66%	44	3.66%	13	1.08%	1,201	100%
	Total	350	29.14%	553	46.04%	197	16.4%	44	3.66%	44	3.66%	13	1.08%	1,201	100%	
29. In my school, I have access to counseling, career planning, and other programs to help me in school.	Spruce Creek High School	Average Score	304	25.31%	546	45.46%	243	20.23%	53	4.41%	39	3.25%	16	1.33%	1,201	100%
		3.81	304	25.31%	546	45.46%	243	20.23%	53	4.41%	39	3.25%	16	1.33%	1,201	100%
	Total	304	25.31%	546	45.46%	243	20.23%	53	4.41%	39	3.25%	16	1.33%	1,201	100%	
Total			1,600	19.03%	3,199	38.05%	1,930	22.96%	920	10.94%	657	7.81%	101	1.2%	8,407	100%

Section: Using Results for Continuous Improvement

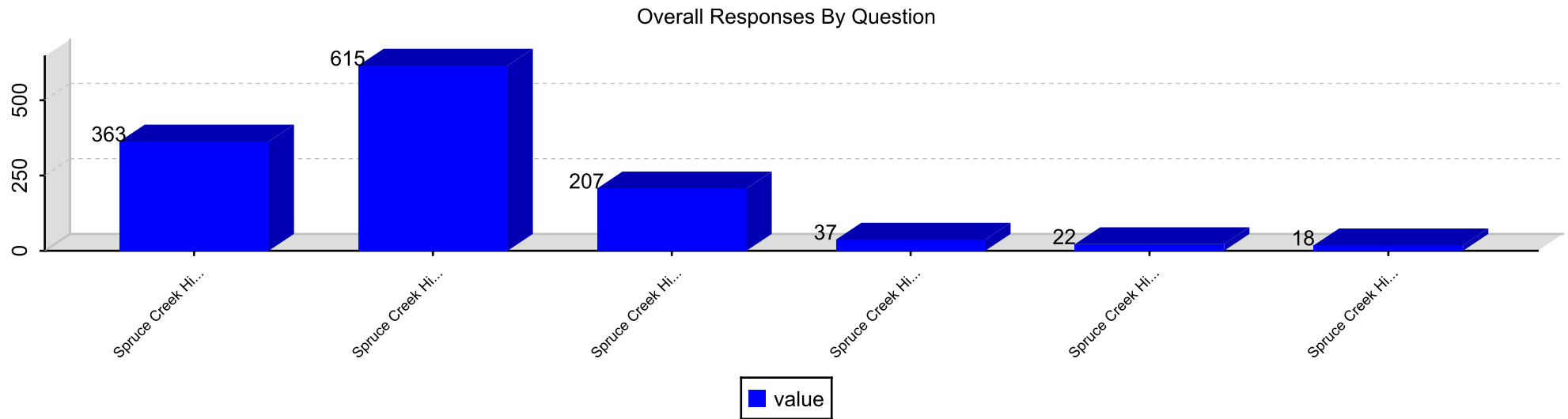
Question / Institution			Strongly Agree		Agree		Neutral		Disagree		Strongly Disagree		Not Applicable		Total	
			#	%	#	%	#	%	#	%	#	%	#	%	#	%
30. My school shares information about school success with my family and community members.	Spruce Creek High School	Average Score	159	13.33%	419	35.12%	373	31.27%	158	13.24%	61	5.11%	23	1.93%	1,193	100%
		3.33	159	13.33%	419	35.12%	373	31.27%	158	13.24%	61	5.11%	23	1.93%	1,193	100%
	Total	159	13.33%	419	35.12%	373	31.27%	158	13.24%	61	5.11%	23	1.93%	1,193	100%	
31. My school considers students' opinions when planning ways to improve the school.	Spruce Creek High School	Average Score	115	9.64%	358	30.01%	346	29%	207	17.35%	146	12.24%	21	1.76%	1,193	100%
		3.02	115	9.64%	358	30.01%	346	29%	207	17.35%	146	12.24%	21	1.76%	1,193	100%
	Total	115	9.64%	358	30.01%	346	29%	207	17.35%	146	12.24%	21	1.76%	1,193	100%	
32. My school prepares me for success in the next school year.	Spruce Creek High School	Average Score	241	20.2%	526	44.09%	275	23.05%	73	6.12%	60	5.03%	18	1.51%	1,193	100%
		3.64	241	20.2%	526	44.09%	275	23.05%	73	6.12%	60	5.03%	18	1.51%	1,193	100%
	Total	241	20.2%	526	44.09%	275	23.05%	73	6.12%	60	5.03%	18	1.51%	1,193	100%	
Total			515	14.39%	1,303	36.41%	994	27.77%	438	12.24%	267	7.46%	62	1.73%	3,579	100%

Responses By Section and Question

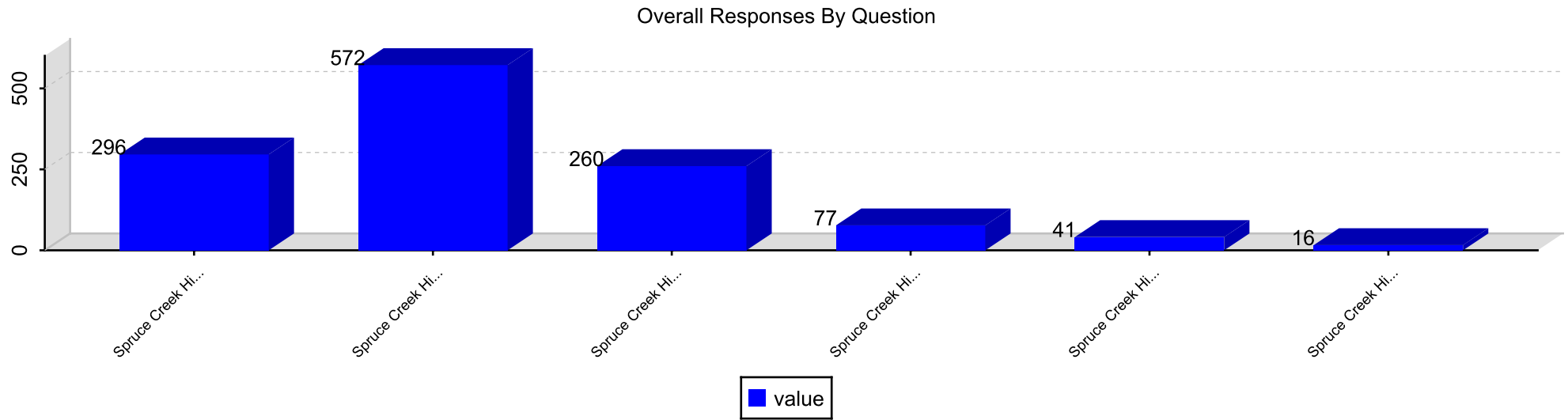
Section: Purpose and Direction

Responses By Question

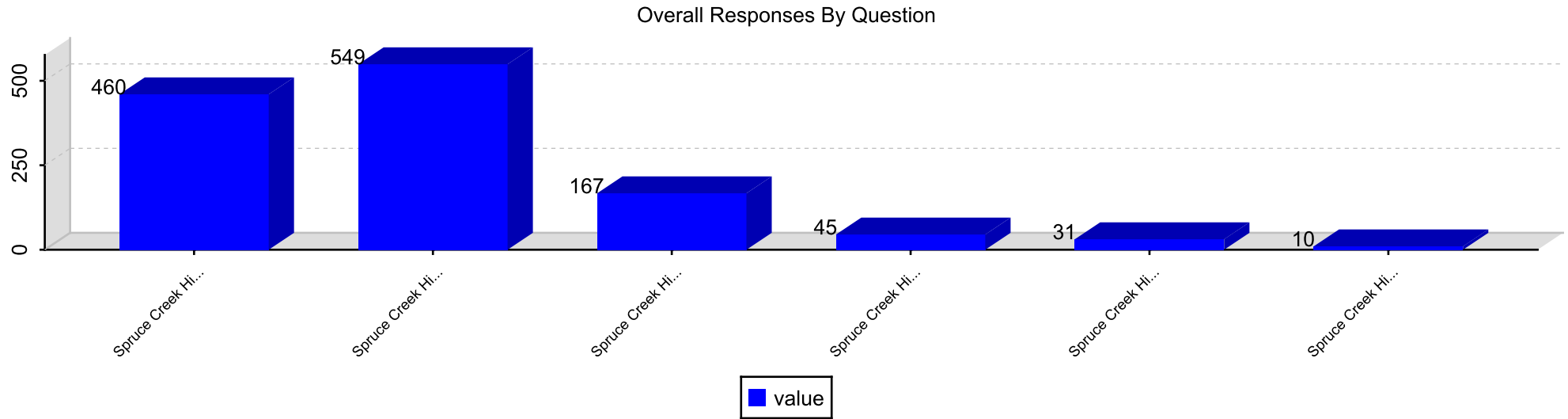
Question 1. In my school, programs and services are available to help me succeed.



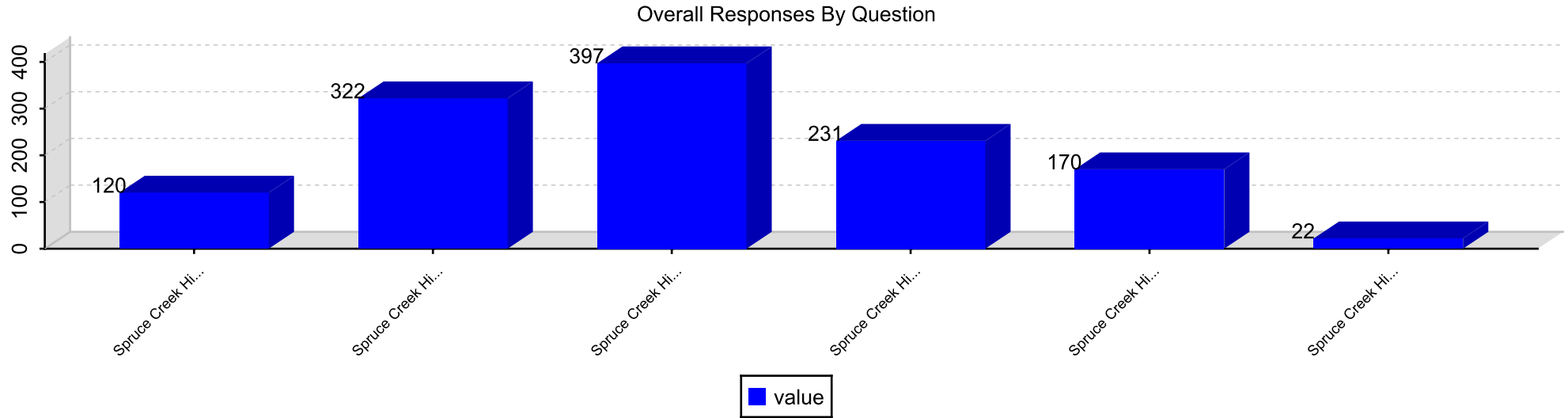
Question 2. In my school, the purpose and expectations are clearly explained to me and my family.



Question 3. In my school, a high quality education is offered.

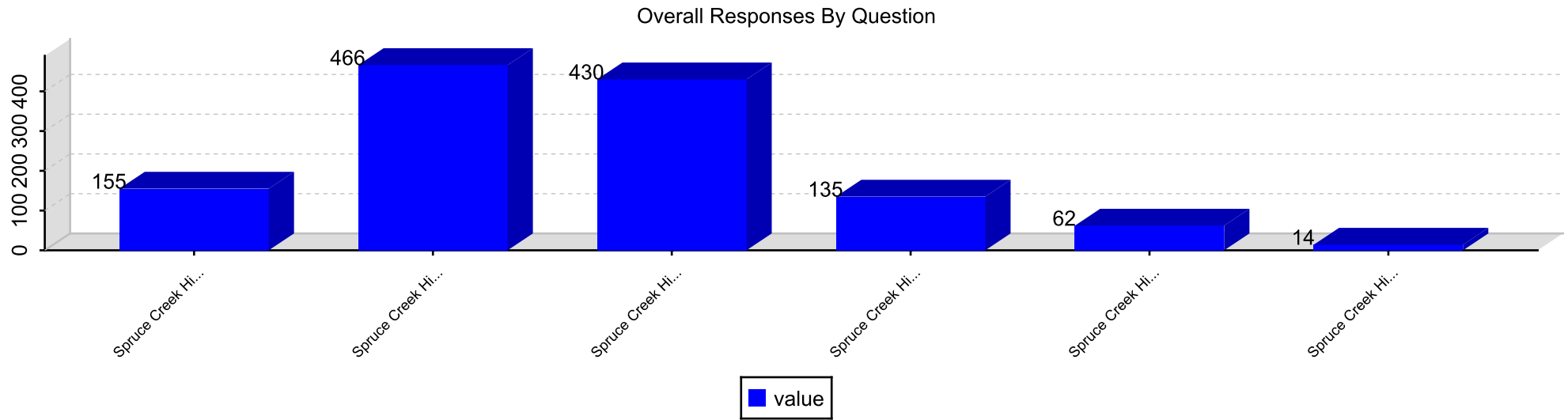


Question 4. In my school, all students are treated with respect.



Question 5. In my school, teachers work together to improve student learning.

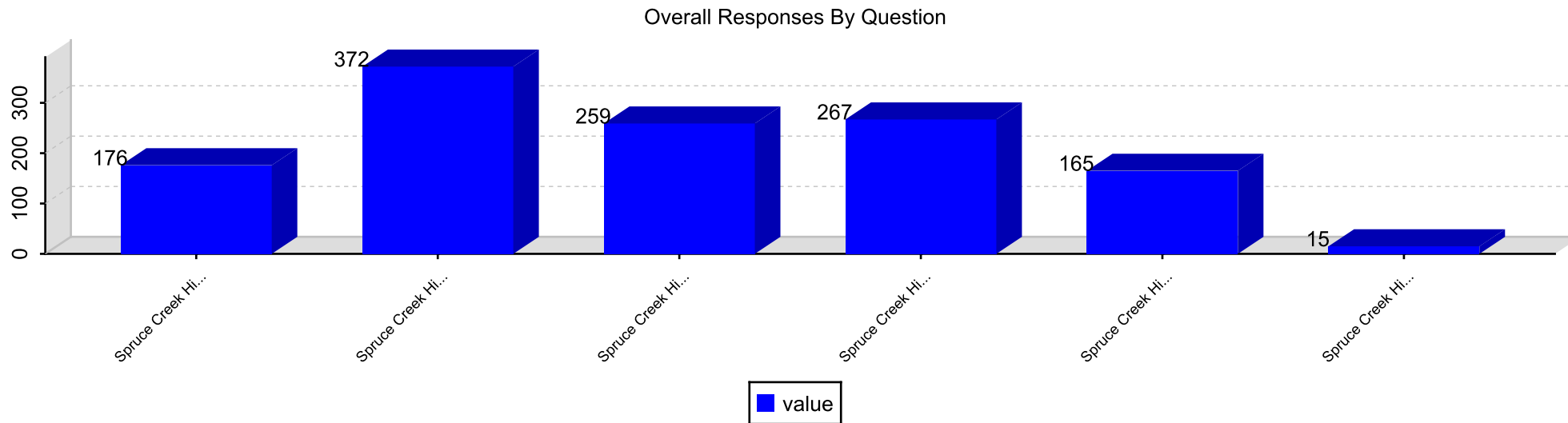




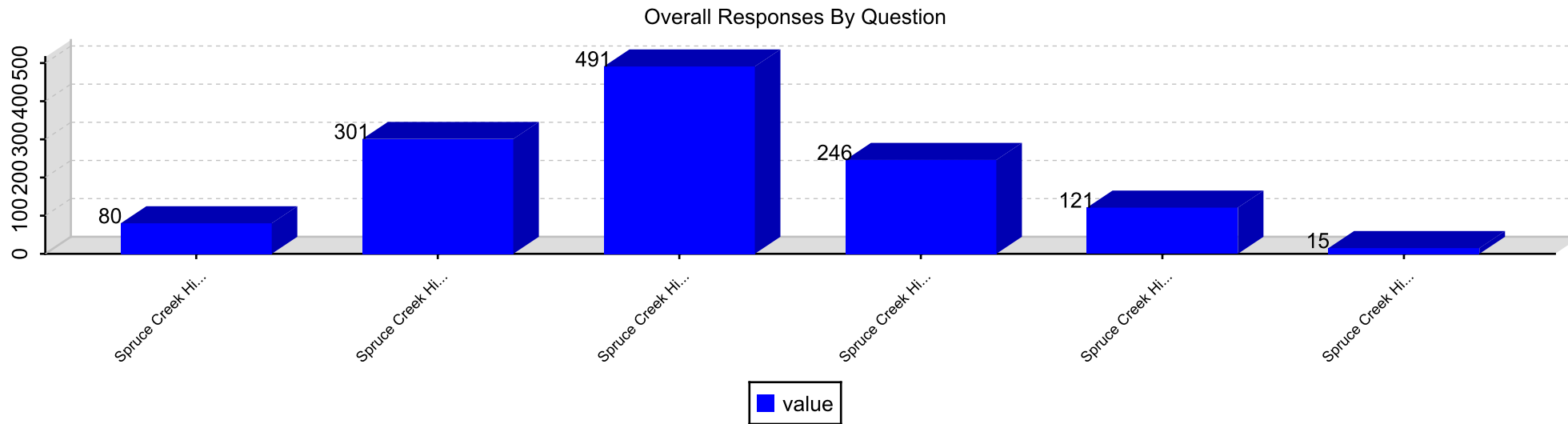
Section: Governance and Leadership

**Responses By Question**

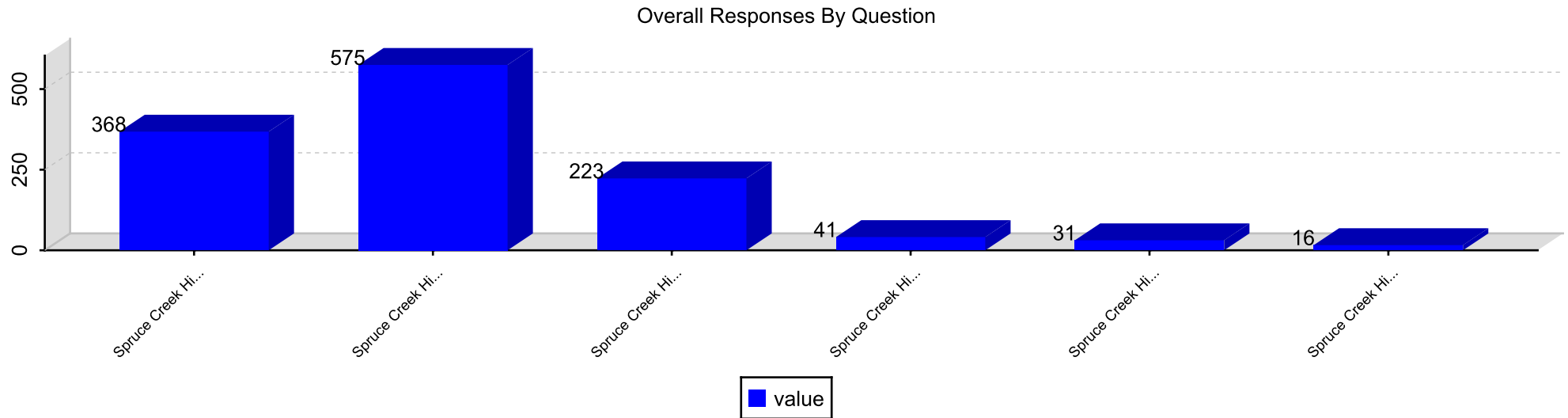
Question 6. In my school, rules are applied equally to all students.



Question 7. In my school, students treat adults with respect.



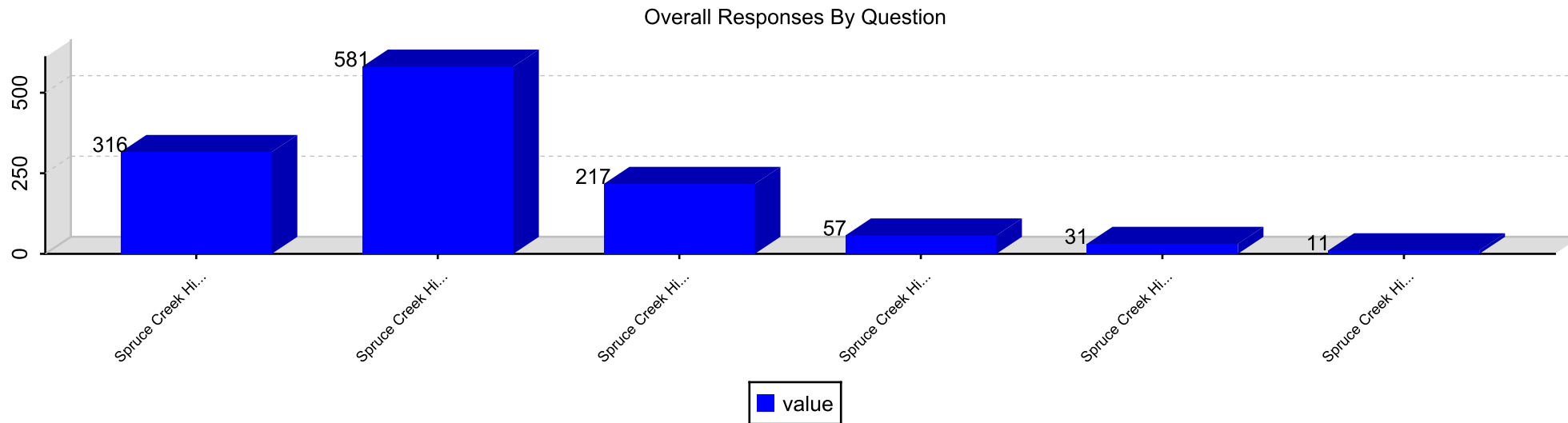
Question 8. In my school, the principal and teachers have high expectations of me.



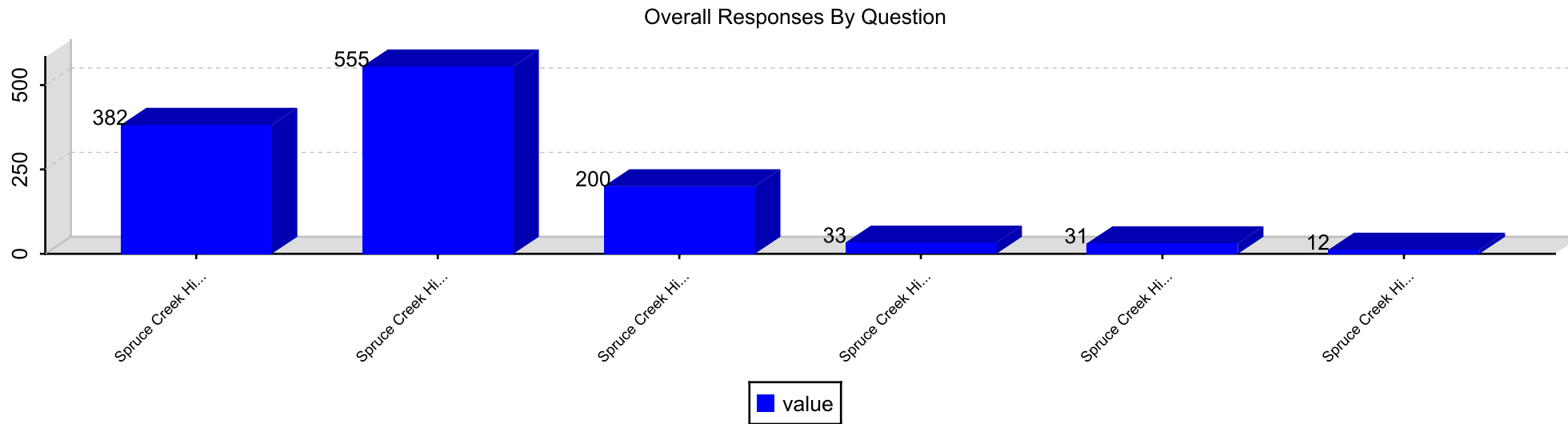
Section: Teaching and Assessing for Learning

**Responses By Question**

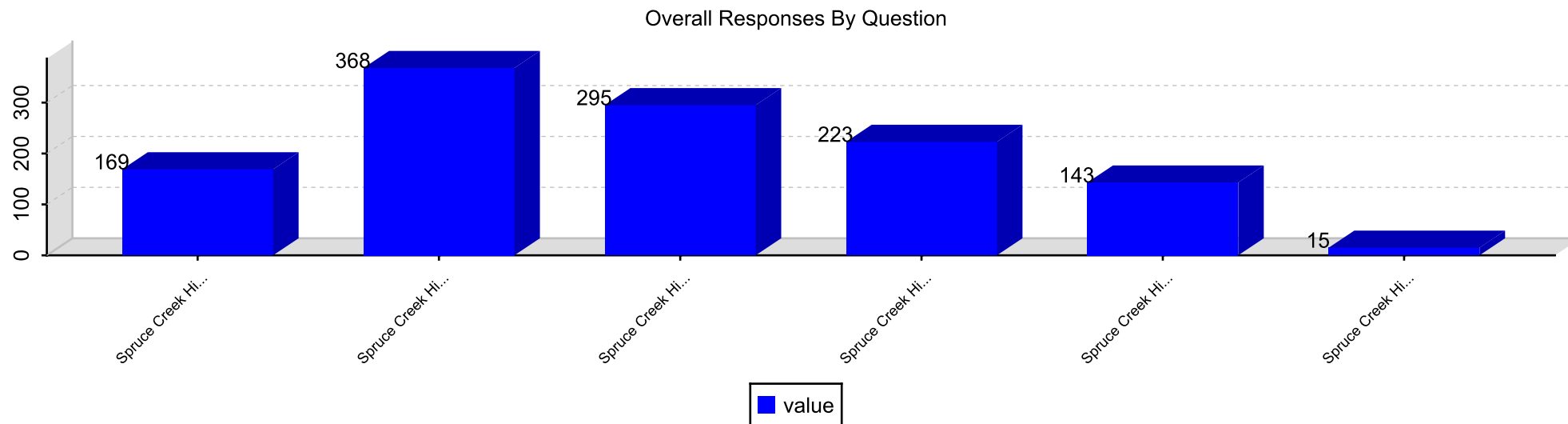
Question 9. My school gives me multiple assessments to check my understanding of what was taught.



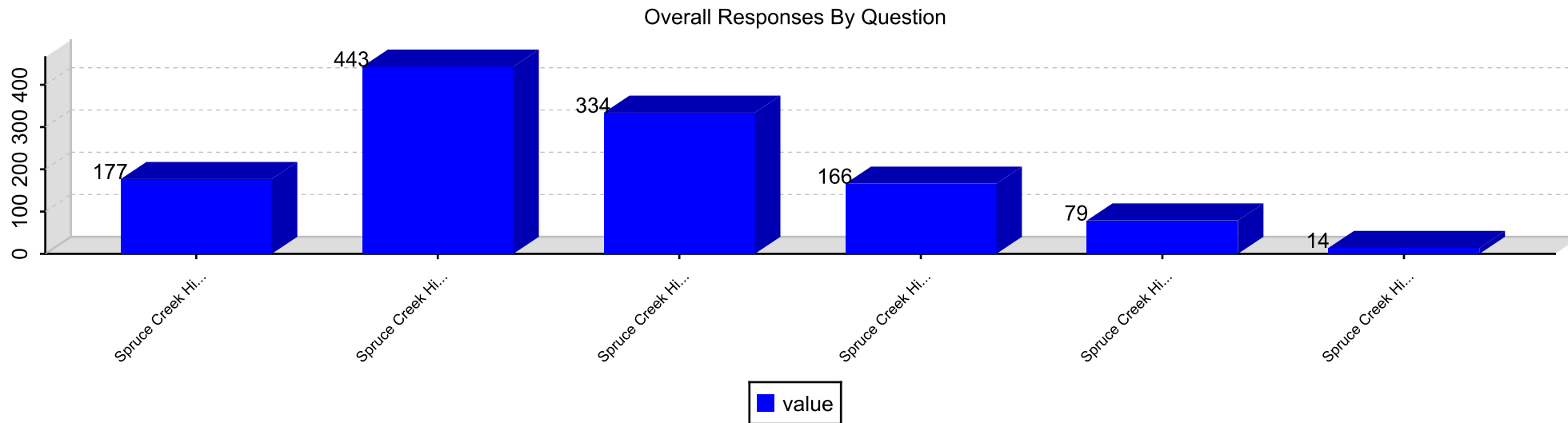
Question 10. My school provides me with challenging curriculum and learning experiences.



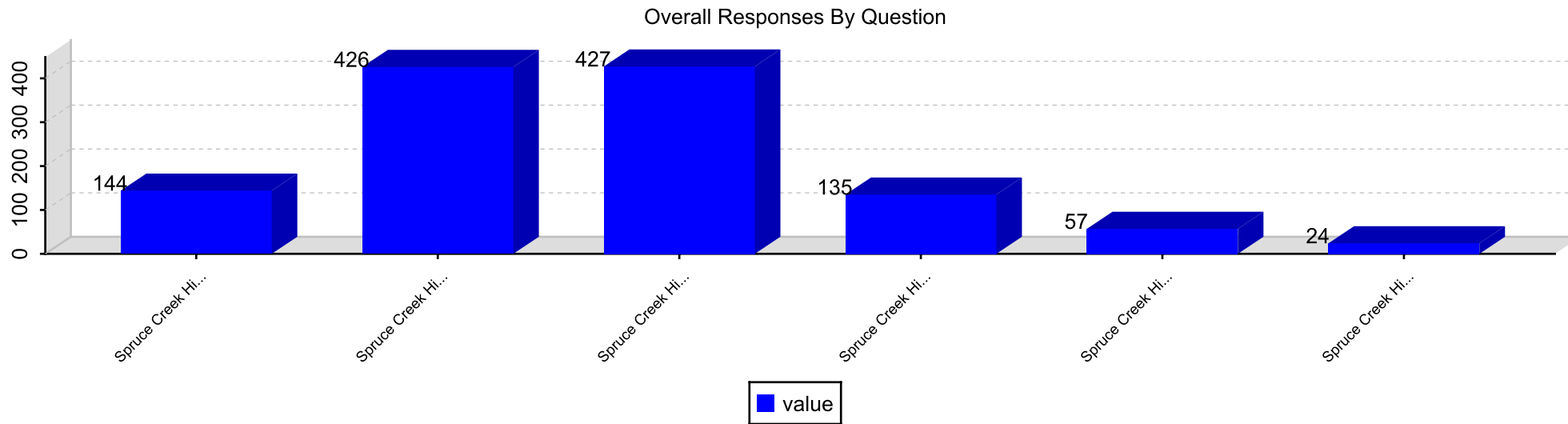
Question 11. My school prepares me to deal with issues I may face in the future.



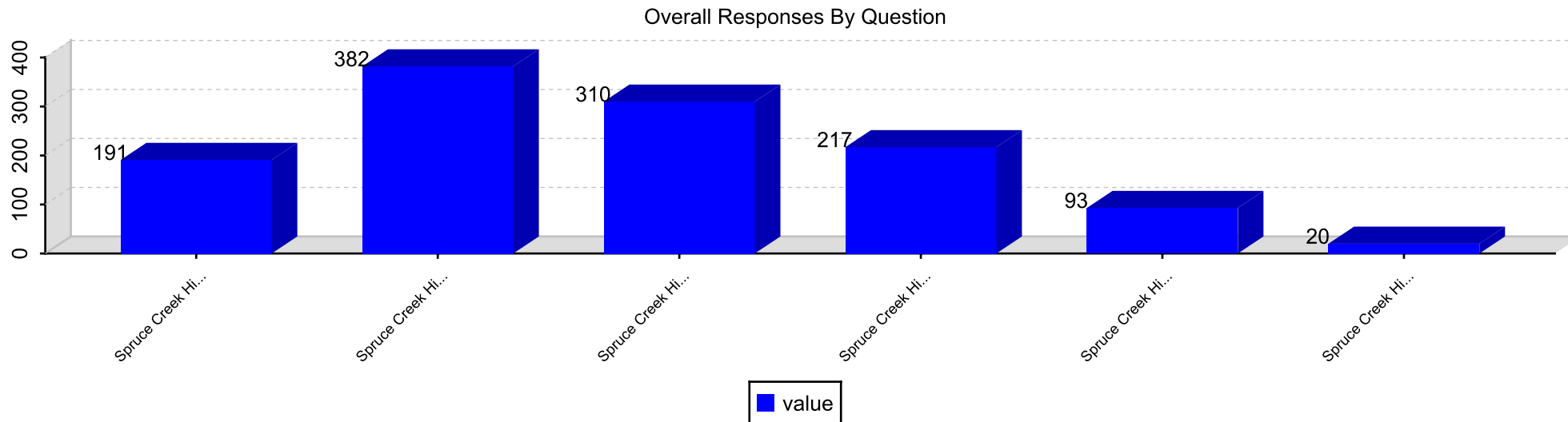
Question 12. My school motivates me to learn new things.



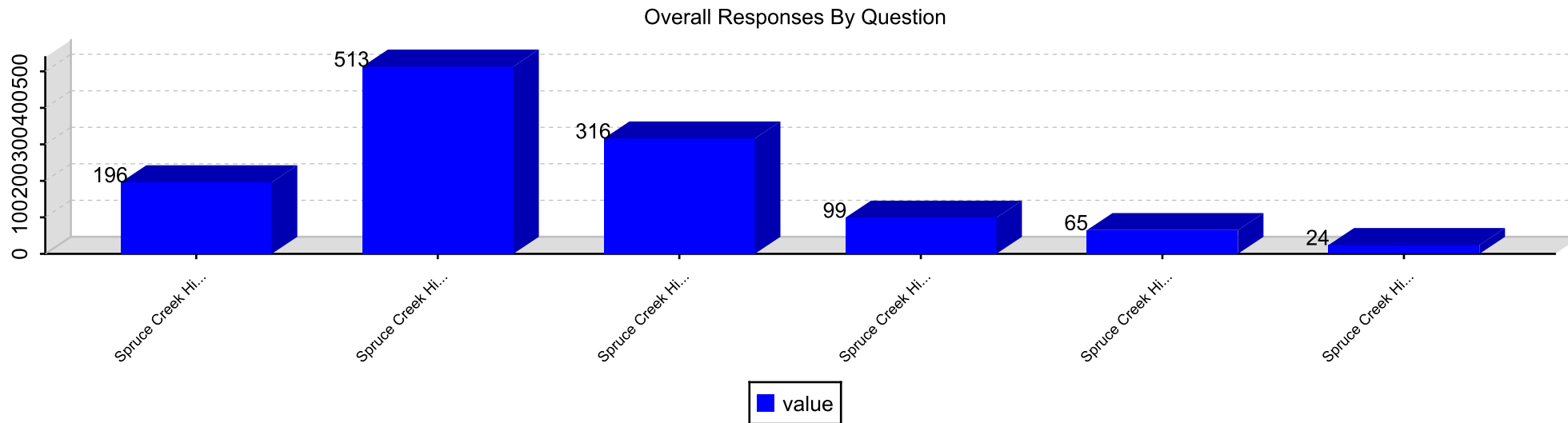
Question 13. My school offers opportunities for my family to become involved in school activities and my learning.



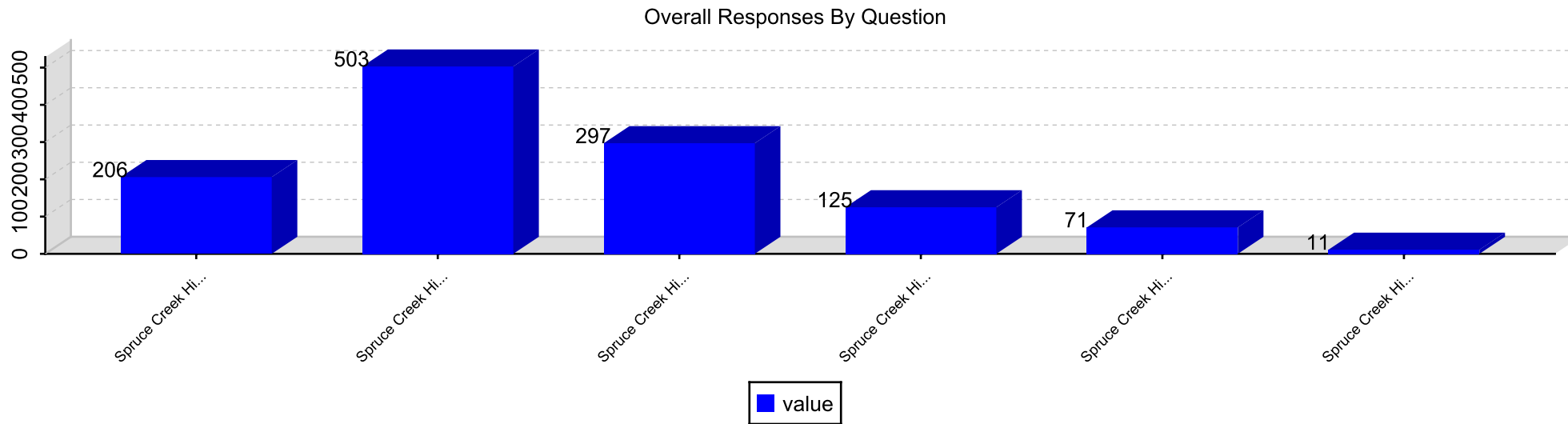
Question 14. My school makes sure there is at least one adult who knows me well and shows interest in my education and future.



Question 15. My school provides learning services for me according to my needs.

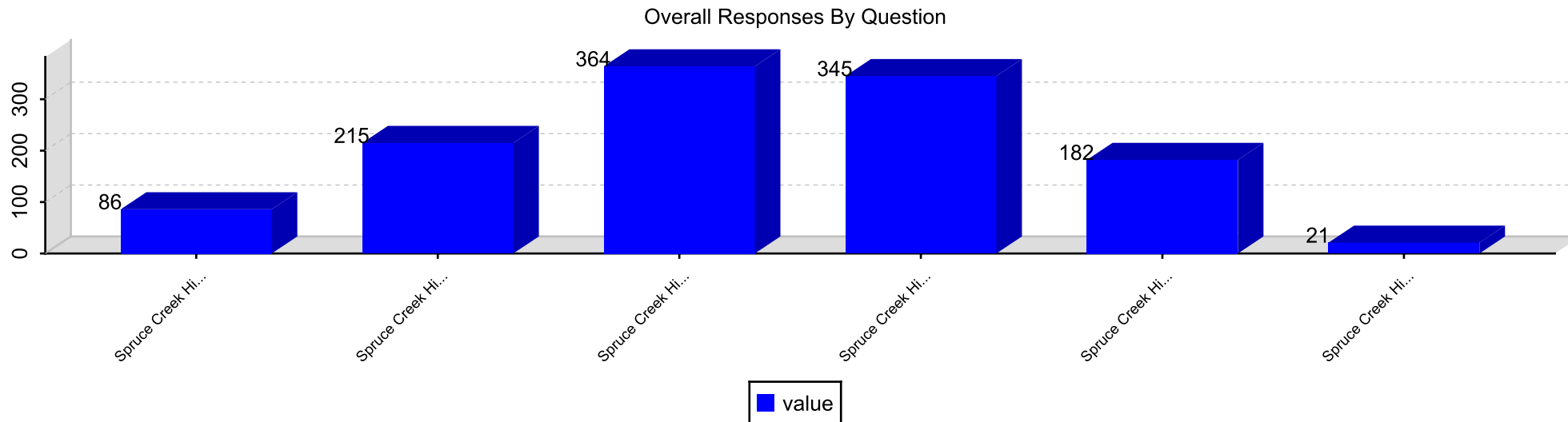


Question 16. All of my teachers use a variety of teaching methods and learning activities to help me develop the skills I will need to succeed.

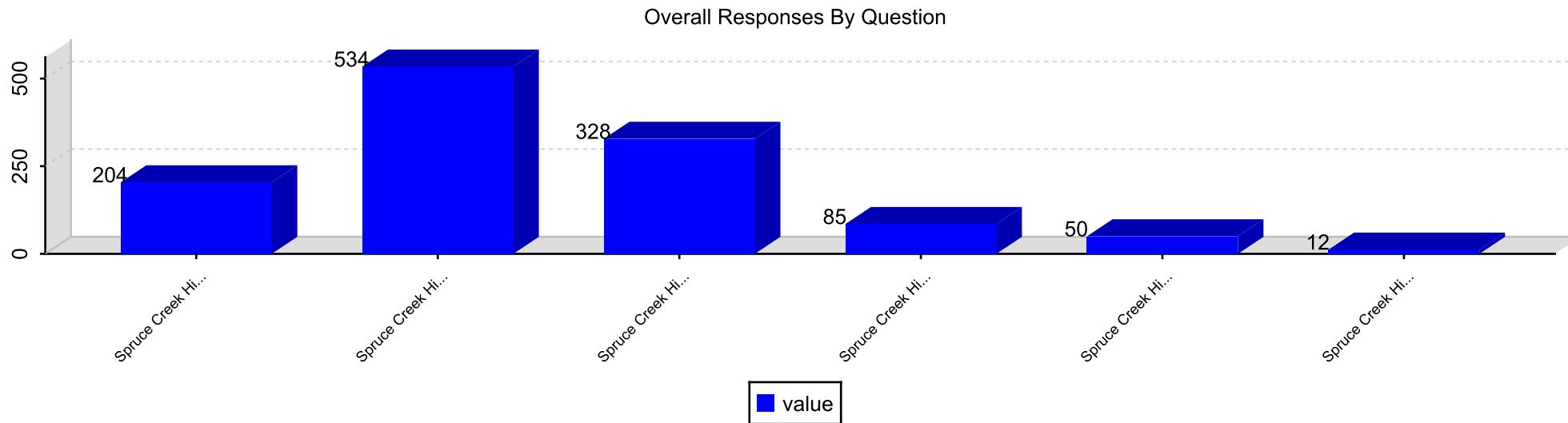




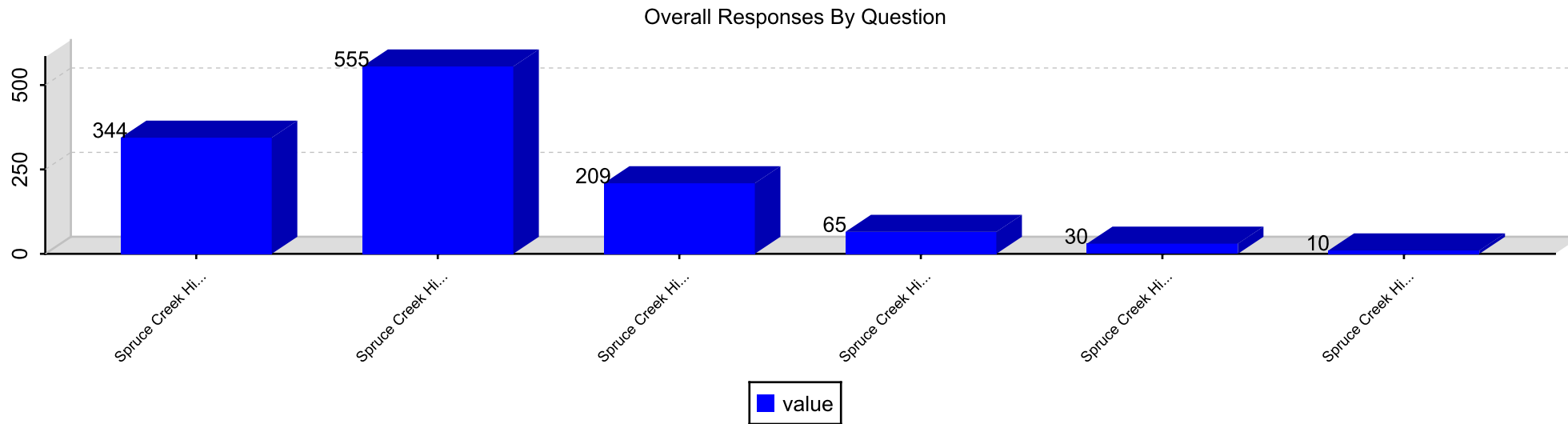
Question 17. All of my teachers change their teaching to meet my learning needs.



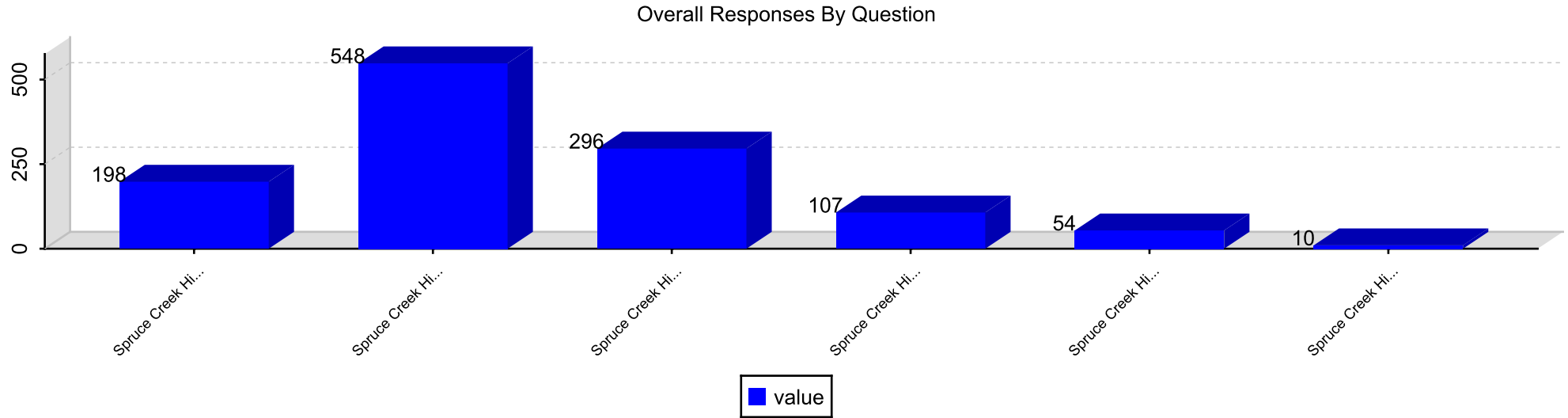
Question 18. All of my teachers explain their expectations for learning and behavior so I can be successful.



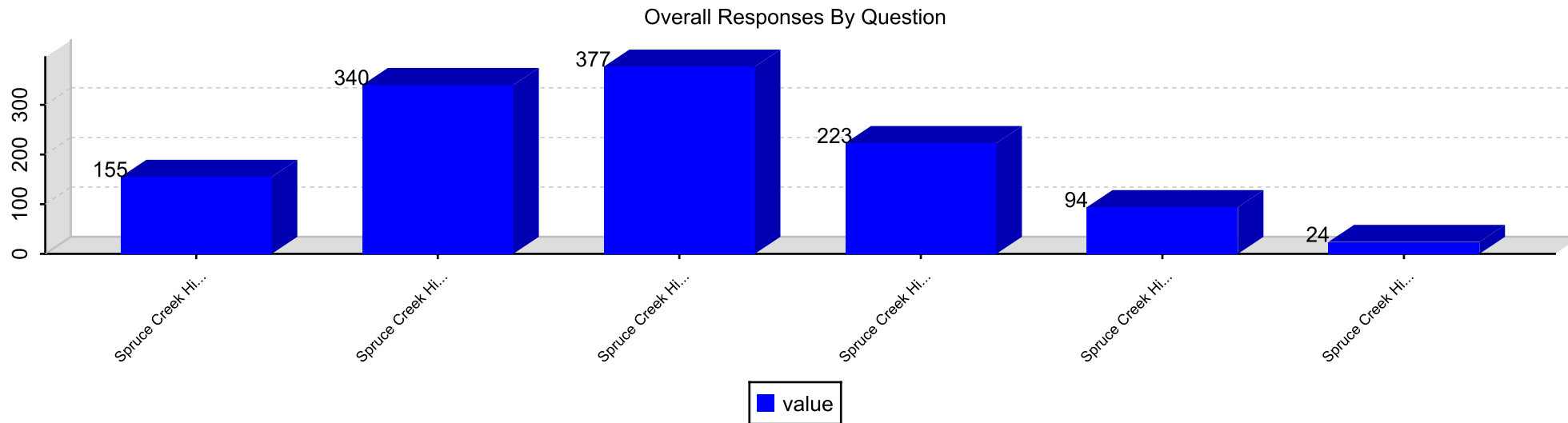
Question 19. All of my teachers use tests, projects, presentations, and portfolios to check my understanding of what was taught.



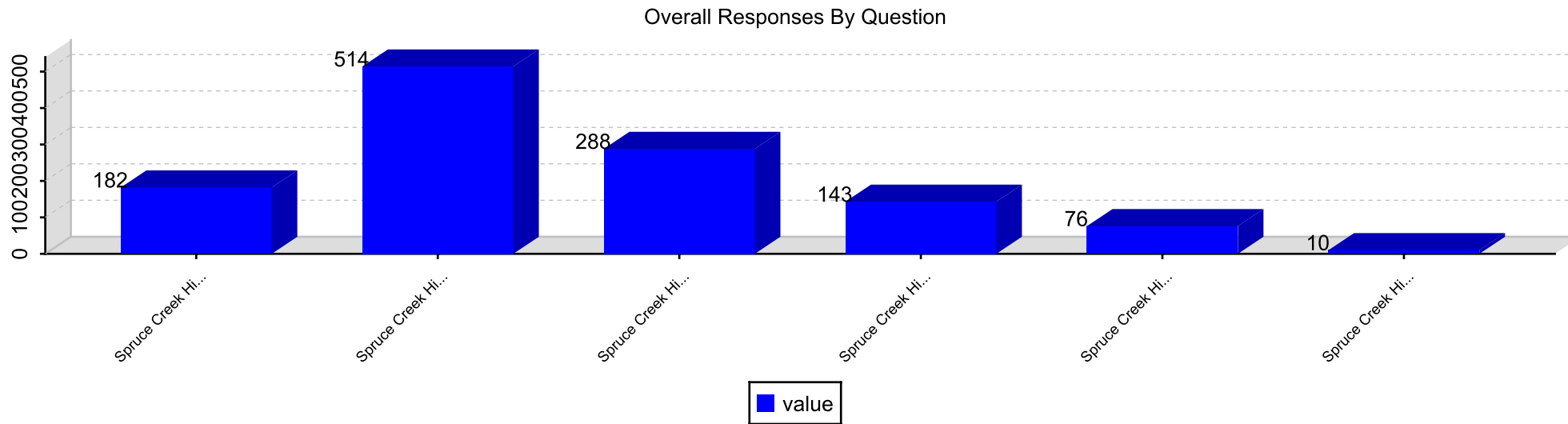
Question 20. All of my teachers provide me with information about my learning and grades.



Question 21. All of my teachers keep my family informed of my academic progress.



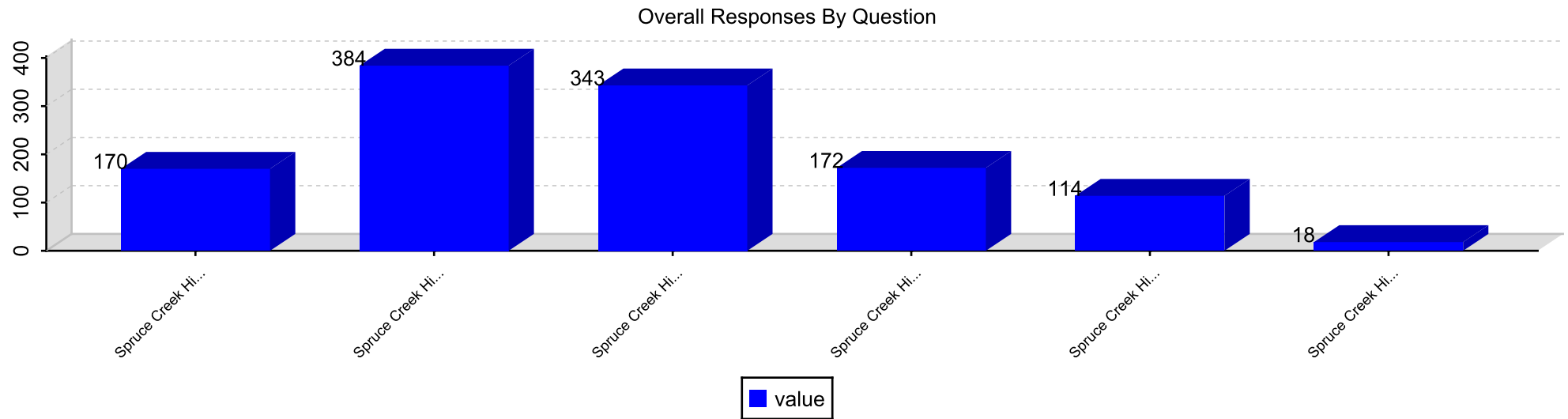
Question 22. All of my teachers fairly grade and evaluate my work.



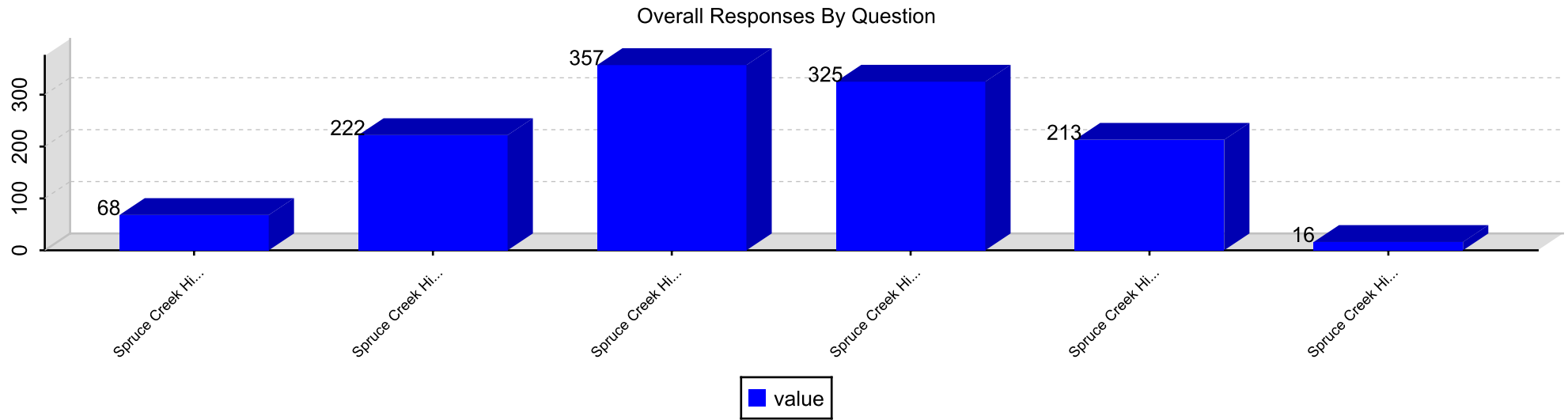
Section: Resources and Support Systems

Responses By Question

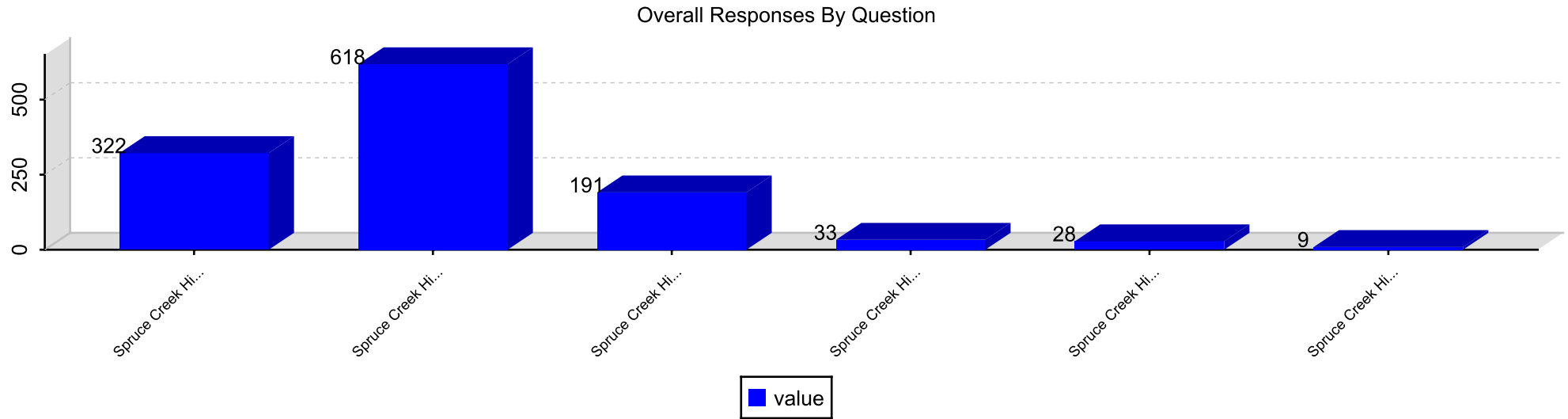
Question 23. In my school, the building and grounds are safe, clean, and provide a healthy place for learning.



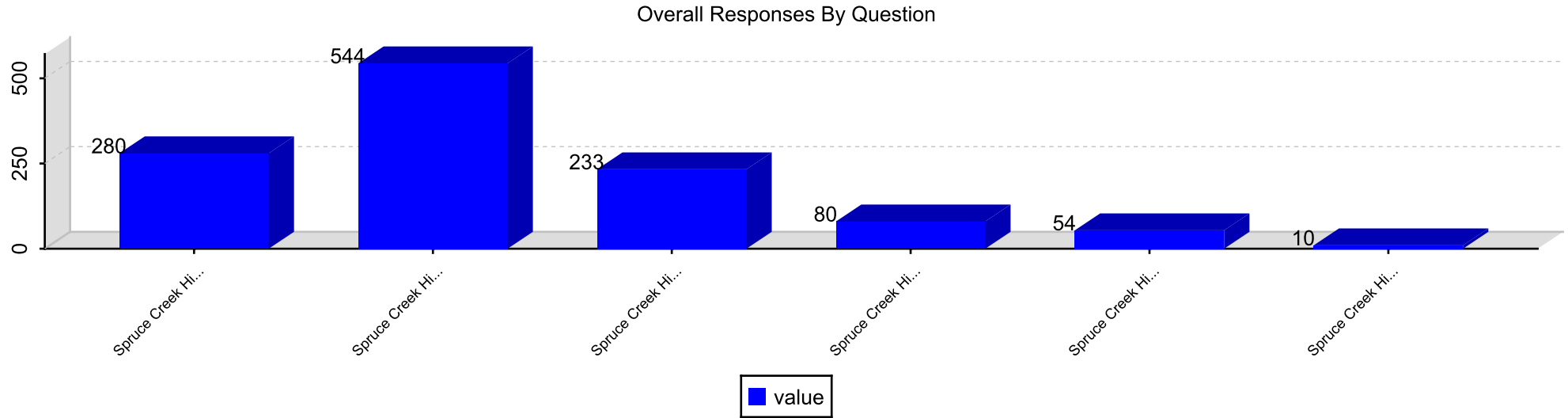
Question 24. In my school, students respect the property of others.



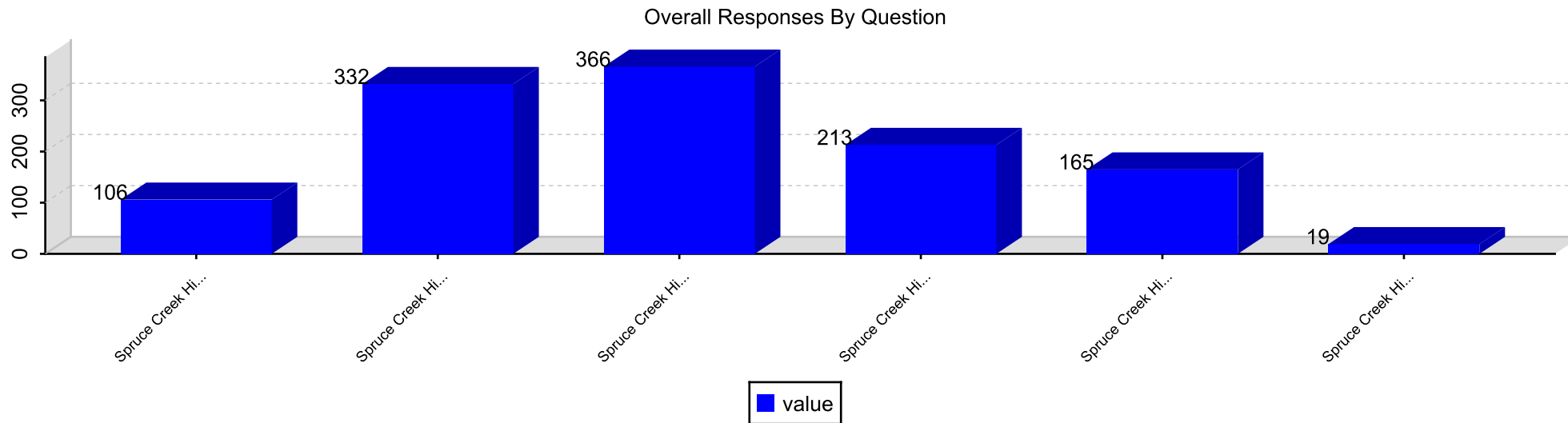
Question 25. In my school, a variety of resources are available to help me succeed (e.g., teaching staff, technology, media center).



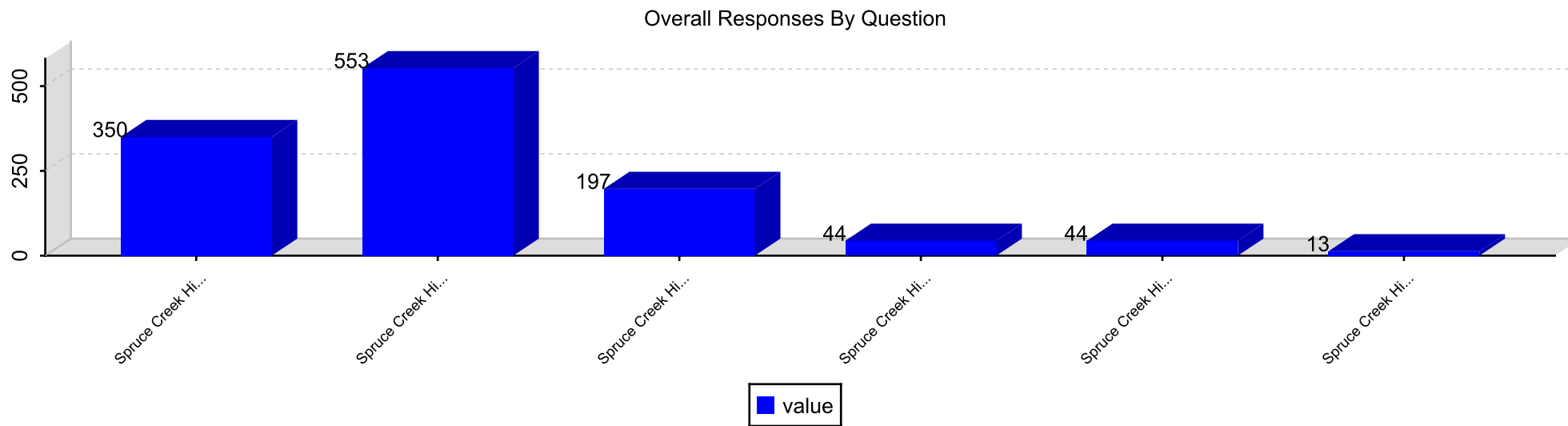
Question 26. In my school, computers are up-to-date and used by teachers to help me learn.



Question 27. In my school, students help each other even if they are not friends.

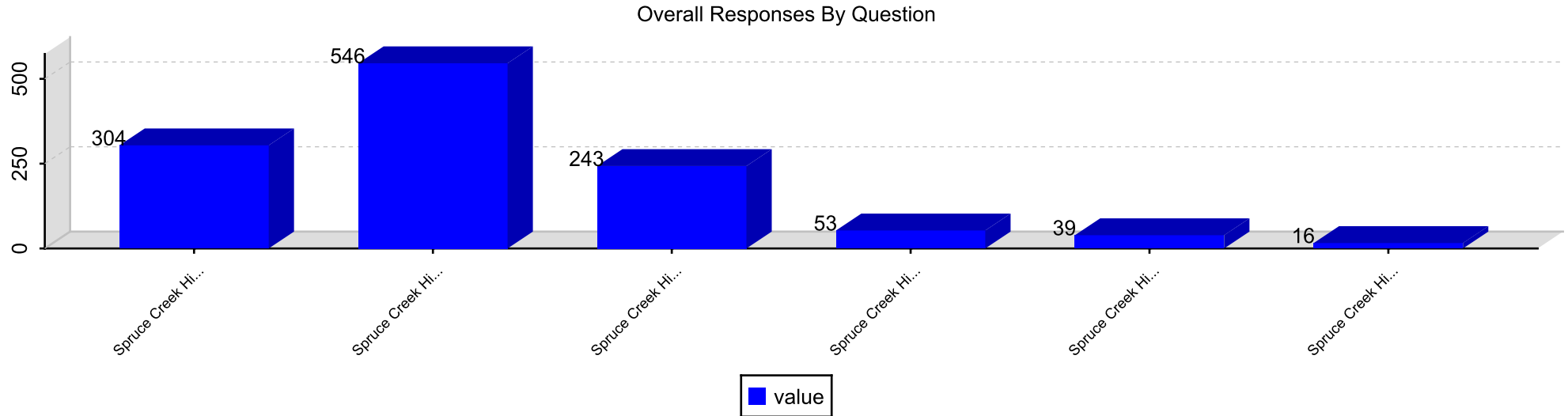


Question 28. In my school, I can participate in activities that interest me.





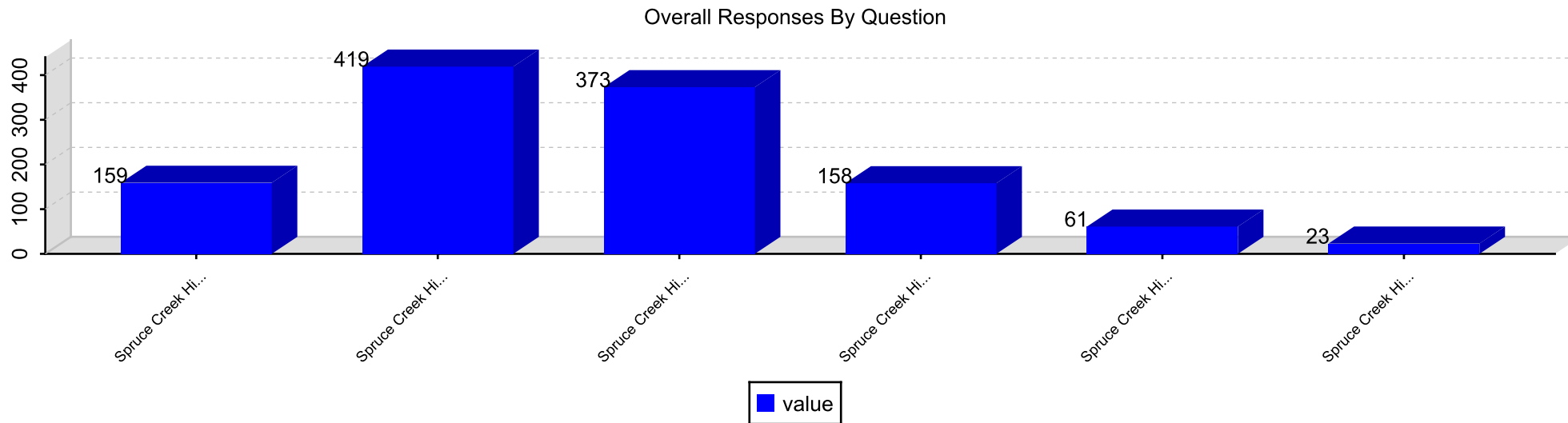
Question 29. In my school, I have access to counseling, career planning, and other programs to help me in school.



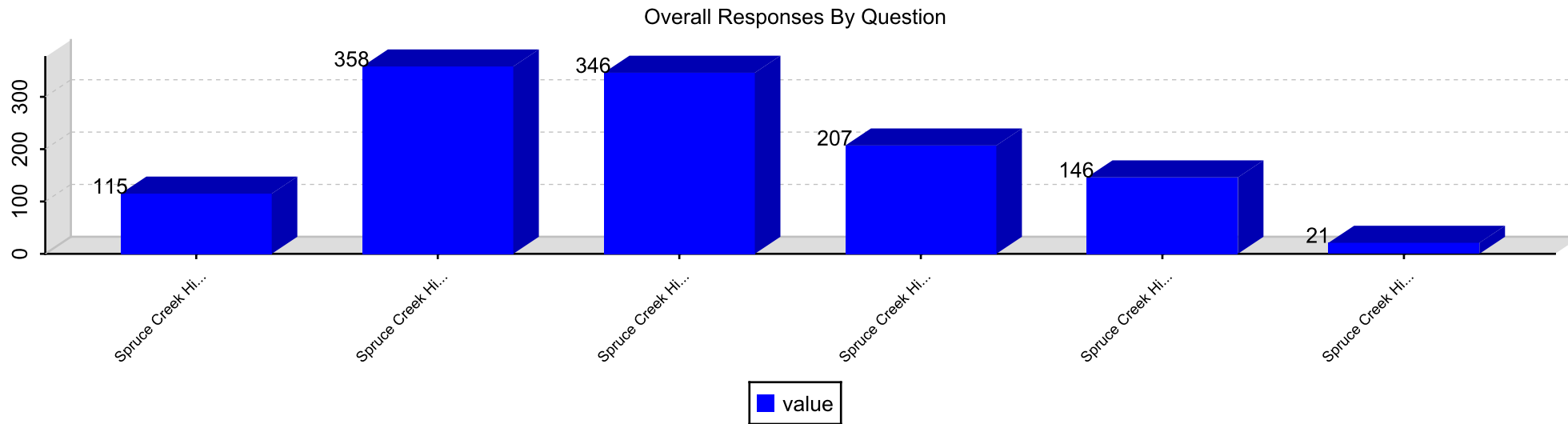
Section: Using Results for Continuous Improvement

**Responses By Question**

Question 30. My school shares information about school success with my family and community members.



Question 31. My school considers students' opinions when planning ways to improve the school.



Question 32. My school prepares me for success in the next school year.

