

Survey Response Counts

Section: Purpose and Direction

Question / Institution			Strongly Agree	Agree	Neutral	Disagree	Strongly Disagree	Total
			%	%	%	%	%	%
1. Our school's purpose statement is clearly focused on student success.	Spruce Creek High School	Average Score	50.54%	47.31%	1.08%	0%	1.08%	100%
		4.46	50.54%	47.31%	1.08%	0%	1.08%	100%
	Total			50.54%	47.31%	1.08%	0%	1.08%
2. Our school's purpose statement is formally reviewed and revised with involvement from stakeholders.	Spruce Creek High School	Average Score	43.01%	46.24%	9.68%	0%	1.08%	100%
		4.3	43.01%	46.24%	9.68%	0%	1.08%	100%
	Total			43.01%	46.24%	9.68%	0%	1.08%
3. Our school's purpose statement is based on shared values and beliefs that guide decision-making.	Spruce Creek High School	Average Score	39.78%	50.54%	7.53%	1.08%	1.08%	100%
		4.27	39.78%	50.54%	7.53%	1.08%	1.08%	100%
	Total			39.78%	50.54%	7.53%	1.08%	1.08%
4. Our school's purpose statement is supported by the policies and practices adopted by the school board or governing body.	Spruce Creek High School	Average Score	39.78%	46.24%	8.6%	1.08%	4.3%	100%
		4.16	39.78%	46.24%	8.6%	1.08%	4.3%	100%
	Total			39.78%	46.24%	8.6%	1.08%	4.3%
5. Our school has a continuous improvement process based on data, goals, actions, and measures for growth.	Spruce Creek High School	Average Score	46.24%	44.09%	5.38%	2.15%	2.15%	100%
		4.3	46.24%	44.09%	5.38%	2.15%	2.15%	100%
	Total			46.24%	44.09%	5.38%	2.15%	2.15%
Total			43.87%	46.88%	6.45%	0.86%	1.94%	100%

Section: Governance and Leadership

Question / Institution			Strongly Agree	Agree	Neutral	Disagree	Strongly Disagree	Not Applicable	Total
			%	%	%	%	%	%	%
6. Our school's governing body or school board complies with all policies, procedures, laws, and regulations.	Spruce Creek High School	Average Score	28.89%	54.44%	10%	2.22%	4.44%	0%	100%
		4.01	28.89%	54.44%	10%	2.22%	4.44%	0%	100%
	Total			28.89%	54.44%	10%	2.22%	4.44%	0%
7. Our school's governing body or school board maintains a distinction between its roles and responsibilities and those of school leadership.	Spruce Creek High School	Average Score	25.56%	48.89%	14.44%	7.78%	3.33%	0%	100%
		3.86	25.56%	48.89%	14.44%	7.78%	3.33%	0%	100%
	Total			25.56%	48.89%	14.44%	7.78%	3.33%	0%
8. Our school's leaders support an innovative and collaborative culture.	Spruce Creek High School	Average Score	43.33%	42.22%	8.89%	3.33%	2.22%	0%	100%
		4.21	43.33%	42.22%	8.89%	3.33%	2.22%	0%	100%
	Total			43.33%	42.22%	8.89%	3.33%	2.22%	0%
9. Our school's leaders expect staff members to hold all students to high academic standards.	Spruce Creek High School	Average Score	38.89%	43.33%	11.11%	5.56%	1.11%	0%	100%
		4.13	38.89%	43.33%	11.11%	5.56%	1.11%	0%	100%
	Total			38.89%	43.33%	11.11%	5.56%	1.11%	0%
10. Our school's leaders hold themselves accountable for student learning.	Spruce Creek High School	Average Score	37.78%	34.44%	16.67%	8.89%	2.22%	0%	100%
		3.97	37.78%	34.44%	16.67%	8.89%	2.22%	0%	100%
	Total			37.78%	34.44%	16.67%	8.89%	2.22%	0%
11. Our school's leaders hold all staff members accountable for student learning.	Spruce Creek High School	Average Score	37.78%	36.67%	13.33%	11.11%	1.11%	0%	100%
		3.99	37.78%	36.67%	13.33%	11.11%	1.11%	0%	100%
	Total			37.78%	36.67%	13.33%	11.11%	1.11%	0%
12. Our school's leaders regularly evaluate staff members on criteria designed to improve teaching and learning.	Spruce Creek High School	Average Score	33.33%	48.89%	5.56%	11.11%	1.11%	0%	100%
		4.02	33.33%	48.89%	5.56%	11.11%	1.11%	0%	100%
	Total			33.33%	48.89%	5.56%	11.11%	1.11%	0%
13. Our school's leaders ensure all staff members use supervisory feedback to improve student learning.	Spruce Creek High School	Average Score	31.11%	38.89%	16.67%	8.89%	2.22%	2.22%	100%
		3.81	31.11%	38.89%	16.67%	8.89%	2.22%	2.22%	100%
	Total			31.11%	38.89%	16.67%	8.89%	2.22%	2.22%

Question / Institution			Strongly Agree	Agree	Neutral	Disagree	Strongly Disagree	Not Applicable	Total
			%	%	%	%	%	%	%
14. Our school's leaders engage effectively with all stakeholders about the school's purpose and direction.	Spruce Creek High School	Average Score	34.44%	44.44%	13.33%	4.44%	1.11%	2.22%	100%
		4.0	34.44%	44.44%	13.33%	4.44%	1.11%	2.22%	100%
	Total			34.44%	44.44%	13.33%	4.44%	1.11%	2.22%
15. Our school's leaders provide opportunities for stakeholders to be involved in the school.	Spruce Creek High School	Average Score	36.67%	45.56%	12.22%	4.44%	0%	1.11%	100%
		4.11	36.67%	45.56%	12.22%	4.44%	0%	1.11%	100%
	Total			36.67%	45.56%	12.22%	4.44%	0%	1.11%
Total			34.78%	43.78%	12.22%	6.78%	1.89%	0.56%	100%

Section: Teaching and Assessing for Learning

Question / Institution			Strongly Agree	Agree	Neutral	Disagree	Strongly Disagree	Not Applicable	Total
			%	%	%	%	%	%	%
16. All teachers in our school monitor and adjust curriculum, instruction, and assessment based on data from student assessments and examination of professional practice.	Spruce Creek High School	Average Score	22.09%	43.02%	17.44%	13.95%	1.16%	2.33%	100%
		3.64	22.09%	43.02%	17.44%	13.95%	1.16%	2.33%	100%
	Total			22.09%	43.02%	17.44%	13.95%	1.16%	2.33%
17. All teachers in our school personalize instructional strategies and interventions to address individual learning needs of students.	Spruce Creek High School	Average Score	20.93%	40.7%	23.26%	11.63%	1.16%	2.33%	100%
		3.62	20.93%	40.7%	23.26%	11.63%	1.16%	2.33%	100%
	Total			20.93%	40.7%	23.26%	11.63%	1.16%	2.33%

Question / Institution		Strongly Agree	Agree	Neutral	Disagree	Strongly Disagree	Not Applicable	Total	
		%	%	%	%	%	%	%	
18. All teachers in our school regularly use instructional strategies that require student collaboration, self-reflection, and development of critical thinking skills.	Spruce Creek High School	Average Score	19.77%	40.7%	23.26%	12.79%	1.16%	2.33%	100%
		3.58	19.77%	40.7%	23.26%	12.79%	1.16%	2.33%	100%
	Total	19.77%	40.7%	23.26%	12.79%	1.16%	2.33%	100%	
19. All teachers in our school use a variety of technologies as instructional resources.	Spruce Creek High School	Average Score	20.93%	45.35%	19.77%	10.47%	1.16%	2.33%	100%
		3.67	20.93%	45.35%	19.77%	10.47%	1.16%	2.33%	100%
	Total	20.93%	45.35%	19.77%	10.47%	1.16%	2.33%	100%	
20. All teachers in our school use a process to inform students of their learning expectations and standards of performance.	Spruce Creek High School	Average Score	24.42%	45.35%	20.93%	6.98%	1.16%	1.16%	100%
		3.81	24.42%	45.35%	20.93%	6.98%	1.16%	1.16%	100%
	Total	24.42%	45.35%	20.93%	6.98%	1.16%	1.16%	100%	
21. All teachers in our school provide students with specific and timely feedback about their learning.	Spruce Creek High School	Average Score	13.95%	43.02%	23.26%	16.28%	2.33%	1.16%	100%
		3.47	13.95%	43.02%	23.26%	16.28%	2.33%	1.16%	100%
	Total	13.95%	43.02%	23.26%	16.28%	2.33%	1.16%	100%	
22. All teachers in our school use multiple types of assessments to modify instruction and to revise the curriculum.	Spruce Creek High School	Average Score	17.44%	53.49%	20.93%	5.81%	1.16%	1.16%	100%
		3.77	17.44%	53.49%	20.93%	5.81%	1.16%	1.16%	100%
	Total	17.44%	53.49%	20.93%	5.81%	1.16%	1.16%	100%	
23. All teachers in our school use consistent common grading and reporting policies across grade levels and courses based on clearly defined criteria.	Spruce Creek High School	Average Score	17.44%	41.86%	27.91%	11.63%	0%	1.16%	100%
		3.62	17.44%	41.86%	27.91%	11.63%	0%	1.16%	100%
	Total	17.44%	41.86%	27.91%	11.63%	0%	1.16%	100%	

Question / Institution		Strongly Agree	Agree	Neutral	Disagree	Strongly Disagree	Not Applicable	Total	
									%
24. All teachers in our school participate in collaborative learning communities that meet both informally and formally across grade levels and content areas.	Spruce Creek High School	Average Score	27.91%	52.33%	10.47%	6.98%	1.16%	1.16%	100%
		3.95	27.91%	52.33%	10.47%	6.98%	1.16%	1.16%	100%
	Total	27.91%	52.33%	10.47%	6.98%	1.16%	1.16%	100%	
25. All teachers in our school have been trained to implement a formal process that promotes discussion about student learning (e.g., action research, examination of student work, reflection, study teams, and peer coaching).	Spruce Creek High School	Average Score	24.42%	44.19%	19.77%	8.14%	2.33%	1.16%	100%
		3.77	24.42%	44.19%	19.77%	8.14%	2.33%	1.16%	100%
	Total	24.42%	44.19%	19.77%	8.14%	2.33%	1.16%	100%	
26. In our school, challenging curriculum and learning experiences provide equity for all students in the development of learning, thinking, and life skills.	Spruce Creek High School	Average Score	23.26%	51.16%	15.12%	5.81%	3.49%	1.16%	100%
		3.81	23.26%	51.16%	15.12%	5.81%	3.49%	1.16%	100%
	Total	23.26%	51.16%	15.12%	5.81%	3.49%	1.16%	100%	
27. In our school, related learning support services are provided for all students based on their needs.	Spruce Creek High School	Average Score	24.42%	55.81%	13.95%	3.49%	1.16%	1.16%	100%
		3.95	24.42%	55.81%	13.95%	3.49%	1.16%	1.16%	100%
	Total	24.42%	55.81%	13.95%	3.49%	1.16%	1.16%	100%	
28. In our school, a formal structure exists so that each student is well known by at least one adult advocate in the school who supports that student's educational experience.	Spruce Creek High School	Average Score	19.77%	46.51%	18.6%	10.47%	3.49%	1.16%	100%
		3.65	19.77%	46.51%	18.6%	10.47%	3.49%	1.16%	100%
	Total	19.77%	46.51%	18.6%	10.47%	3.49%	1.16%	100%	

Question / Institution		Strongly Agree	Agree	Neutral	Disagree	Strongly Disagree	Not Applicable	Total	
		%	%	%	%	%	%	%	
29. In our school, all staff members use student data to address the unique learning needs of all students.	Spruce Creek High School	Average Score	19.77%	39.53%	25.58%	11.63%	2.33%	1.16%	100%
		3.59	19.77%	39.53%	25.58%	11.63%	2.33%	1.16%	100%
	Total	19.77%	39.53%	25.58%	11.63%	2.33%	1.16%	100%	
30. In our school, staff members provide peer coaching to teachers.	Spruce Creek High School	Average Score	23.26%	43.02%	19.77%	6.98%	2.33%	4.65%	100%
		3.64	23.26%	43.02%	19.77%	6.98%	2.33%	4.65%	100%
	Total	23.26%	43.02%	19.77%	6.98%	2.33%	4.65%	100%	
31. In our school, a formal process is in place to support new staff members in their professional practice.	Spruce Creek High School	Average Score	20.93%	44.19%	24.42%	5.81%	4.65%	0%	100%
		3.71	20.93%	44.19%	24.42%	5.81%	4.65%	0%	100%
	Total	20.93%	44.19%	24.42%	5.81%	4.65%	0%	100%	
32. In our school, all staff members participate in continuous professional learning based on identified needs of the school.	Spruce Creek High School	Average Score	29.07%	55.81%	9.3%	3.49%	2.33%	0%	100%
		4.06	29.07%	55.81%	9.3%	3.49%	2.33%	0%	100%
	Total	29.07%	55.81%	9.3%	3.49%	2.33%	0%	100%	
33. In our school, a professional learning program is designed to build capacity among all professional and support staff members.	Spruce Creek High School	Average Score	25.58%	54.65%	9.3%	8.14%	2.33%	0%	100%
		3.93	25.58%	54.65%	9.3%	8.14%	2.33%	0%	100%
	Total	25.58%	54.65%	9.3%	8.14%	2.33%	0%	100%	
34. In our school, all school personnel regularly engage families in their children's learning progress.	Spruce Creek High School	Average Score	15.12%	39.53%	31.4%	8.14%	2.33%	3.49%	100%
		3.47	15.12%	39.53%	31.4%	8.14%	2.33%	3.49%	100%
	Total	15.12%	39.53%	31.4%	8.14%	2.33%	3.49%	100%	
35. In our school, all stakeholders are informed of policies, processes, and procedures related to grading and reporting.	Spruce Creek High School	Average Score	29.07%	54.65%	11.63%	2.33%	2.33%	0%	100%
		4.06	29.07%	54.65%	11.63%	2.33%	2.33%	0%	100%
	Total	29.07%	54.65%	11.63%	2.33%	2.33%	0%	100%	
Total			21.98%	46.74%	19.3%	8.55%	1.98%	1.45%	100%

Section: Resources and Support Systems

Question / Institution			Strongly Agree	Agree	Neutral	Disagree	Strongly Disagree	Not Applicable	Total
			%	%	%	%	%	%	%
36. Our school provides qualified staff members to support student learning.	Spruce Creek High School	Average Score	38.82%	40%	14.12%	3.53%	2.35%	1.18%	100%
		4.06	38.82%	40%	14.12%	3.53%	2.35%	1.18%	100%
	Total			38.82%	40%	14.12%	3.53%	2.35%	1.18%
37. Our school provides instructional time and resources to support our school's goals and priorities.	Spruce Creek High School	Average Score	31.76%	52.94%	10.59%	2.35%	2.35%	0%	100%
		4.09	31.76%	52.94%	10.59%	2.35%	2.35%	0%	100%
	Total			31.76%	52.94%	10.59%	2.35%	2.35%	0%
38. Our school provides sufficient material resources to meet student needs.	Spruce Creek High School	Average Score	29.41%	47.06%	14.12%	7.06%	2.35%	0%	100%
		3.94	29.41%	47.06%	14.12%	7.06%	2.35%	0%	100%
	Total			29.41%	47.06%	14.12%	7.06%	2.35%	0%
39. Our school provides protected instructional time.	Spruce Creek High School	Average Score	29.41%	54.12%	11.76%	1.18%	1.18%	2.35%	100%
		4.02	29.41%	54.12%	11.76%	1.18%	1.18%	2.35%	100%
	Total			29.41%	54.12%	11.76%	1.18%	1.18%	2.35%
40. Our school provides a variety of information resources to support student learning.	Spruce Creek High School	Average Score	31.76%	52.94%	10.59%	2.35%	2.35%	0%	100%
		4.09	31.76%	52.94%	10.59%	2.35%	2.35%	0%	100%
	Total			31.76%	52.94%	10.59%	2.35%	2.35%	0%
41. Our school provides a plan for the acquisition and support of technology to support student learning.	Spruce Creek High School	Average Score	31.76%	52.94%	9.41%	4.71%	1.18%	0%	100%
		4.09	31.76%	52.94%	9.41%	4.71%	1.18%	0%	100%
	Total			31.76%	52.94%	9.41%	4.71%	1.18%	0%
42. Our school provides a plan for the acquisition and support of technology to support the school's operational needs.	Spruce Creek High School	Average Score	32.94%	44.71%	14.12%	5.88%	1.18%	1.18%	100%
		3.99	32.94%	44.71%	14.12%	5.88%	1.18%	1.18%	100%
	Total			32.94%	44.71%	14.12%	5.88%	1.18%	1.18%

Question / Institution			Strongly Agree	Agree	Neutral	Disagree	Strongly Disagree	Not Applicable	Total
			%	%	%	%	%	%	%
43. Our school provides high quality student support services (e.g., counseling, referrals, educational, and career planning).	Spruce Creek High School	Average Score	27.06%	51.76%	11.76%	7.06%	2.35%	0%	100%
		3.94	27.06%	51.76%	11.76%	7.06%	2.35%	0%	100%
	Total			27.06%	51.76%	11.76%	7.06%	2.35%	0%
44. Our school provides opportunities for students to participate in activities that interest them.	Spruce Creek High School	Average Score	45.88%	51.76%	0%	2.35%	0%	0%	100%
		4.41	45.88%	51.76%	0%	2.35%	0%	0%	100%
	Total			45.88%	51.76%	0%	2.35%	0%	0%
45. Our school maintains facilities that support student learning.	Spruce Creek High School	Average Score	25.88%	42.35%	14.12%	8.24%	9.41%	0%	100%
		3.67	25.88%	42.35%	14.12%	8.24%	9.41%	0%	100%
	Total			25.88%	42.35%	14.12%	8.24%	9.41%	0%
46. Our school maintains facilities that contribute to a safe environment.	Spruce Creek High School	Average Score	28.24%	45.88%	10.59%	7.06%	8.24%	0%	100%
		3.79	28.24%	45.88%	10.59%	7.06%	8.24%	0%	100%
	Total			28.24%	45.88%	10.59%	7.06%	8.24%	0%
Total			32.09%	48.77%	11.02%	4.71%	2.99%	0.43%	100%

Section: Using Results for Continuous Improvement

Question / Institution			Strongly Agree	Agree	Neutral	Disagree	Strongly Disagree	Not Applicable	Total
			%	%	%	%	%	%	%
47. Our school uses multiple assessment measures to determine student learning and school performance.	Spruce Creek High School	Average Score	26.19%	57.14%	8.33%	5.95%	1.19%	1.19%	100%
		3.98	26.19%	57.14%	8.33%	5.95%	1.19%	1.19%	100%
	Total			26.19%	57.14%	8.33%	5.95%	1.19%	1.19%
48. Our school employs consistent assessment measures across classrooms and courses.	Spruce Creek High School	Average Score	21.43%	47.62%	15.48%	9.52%	3.57%	2.38%	100%
		3.67	21.43%	47.62%	15.48%	9.52%	3.57%	2.38%	100%
	Total			21.43%	47.62%	15.48%	9.52%	3.57%	2.38%

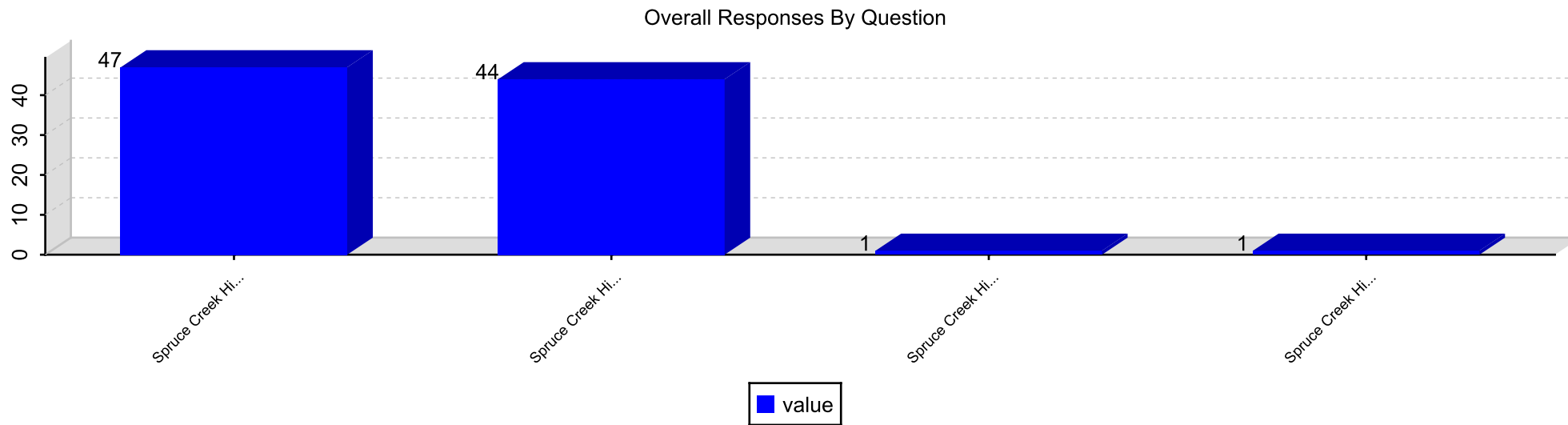
Question / Institution		Strongly Agree	Agree	Neutral	Disagree	Strongly Disagree	Not Applicable	Total	
		%	%	%	%	%	%	%	
49. Our school has a systematic process for collecting, analyzing, and using data.	Spruce Creek High School	Average Score	27.38%	51.19%	14.29%	0%	3.57%	3.57%	100%
		3.88	27.38%	51.19%	14.29%	0%	3.57%	3.57%	100%
	Total	27.38%	51.19%	14.29%	0%	3.57%	3.57%	100%	
50. Our school ensures all staff members are trained in the evaluation, interpretation, and use of data.	Spruce Creek High School	Average Score	23.81%	44.05%	20.24%	5.95%	4.76%	1.19%	100%
		3.73	23.81%	44.05%	20.24%	5.95%	4.76%	1.19%	100%
	Total	23.81%	44.05%	20.24%	5.95%	4.76%	1.19%	100%	
51. Our school uses data to monitor student readiness and success at the next level.	Spruce Creek High School	Average Score	27.38%	48.81%	15.48%	3.57%	2.38%	2.38%	100%
		3.88	27.38%	48.81%	15.48%	3.57%	2.38%	2.38%	100%
	Total	27.38%	48.81%	15.48%	3.57%	2.38%	2.38%	100%	
52. Our school leaders monitor data related to student achievement.	Spruce Creek High School	Average Score	34.52%	48.81%	10.71%	1.19%	1.19%	3.57%	100%
		4.04	34.52%	48.81%	10.71%	1.19%	1.19%	3.57%	100%
	Total	34.52%	48.81%	10.71%	1.19%	1.19%	3.57%	100%	
53. Our school leaders monitor data related to school continuous improvement goals.	Spruce Creek High School	Average Score	34.52%	52.38%	8.33%	1.19%	1.19%	2.38%	100%
		4.11	34.52%	52.38%	8.33%	1.19%	1.19%	2.38%	100%
	Total	34.52%	52.38%	8.33%	1.19%	1.19%	2.38%	100%	
Total			27.89%	50%	13.27%	3.91%	2.55%	2.38%	100%

Responses By Section and Question

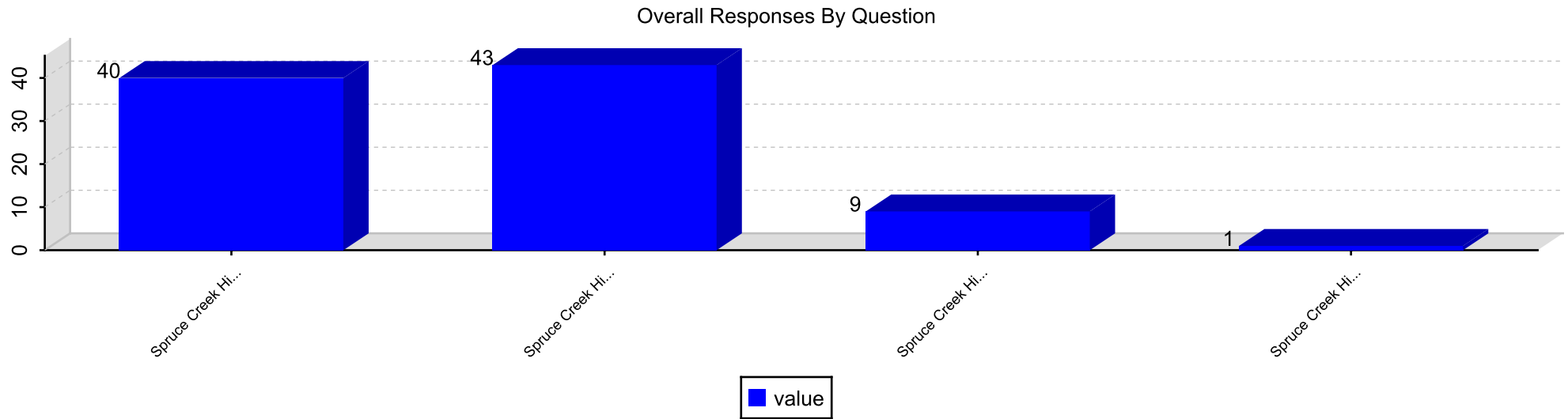
Section: Purpose and Direction

Responses By Question

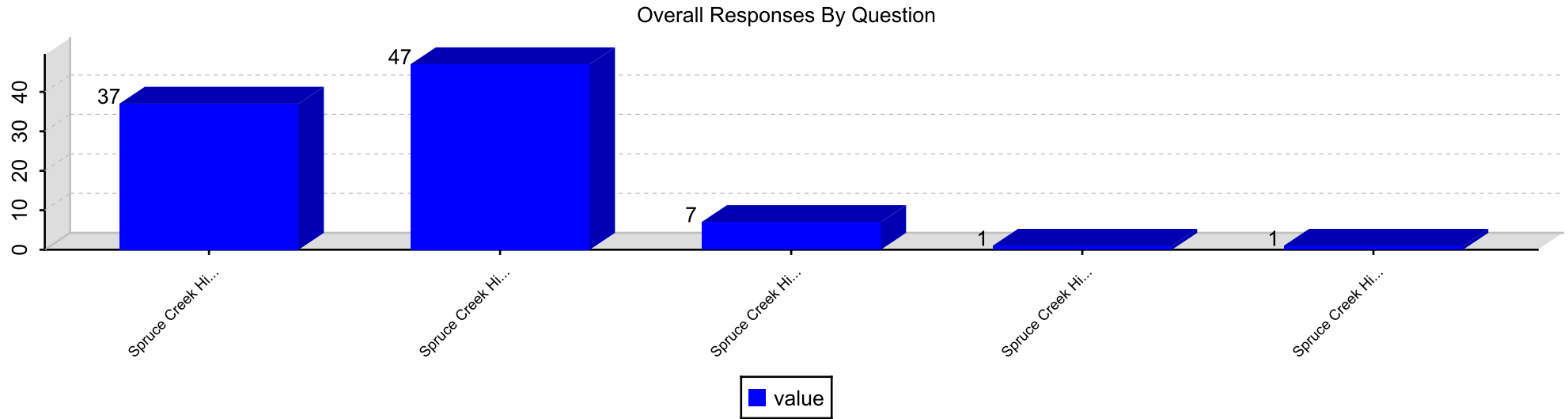
Question 1. Our school's purpose statement is clearly focused on student success.



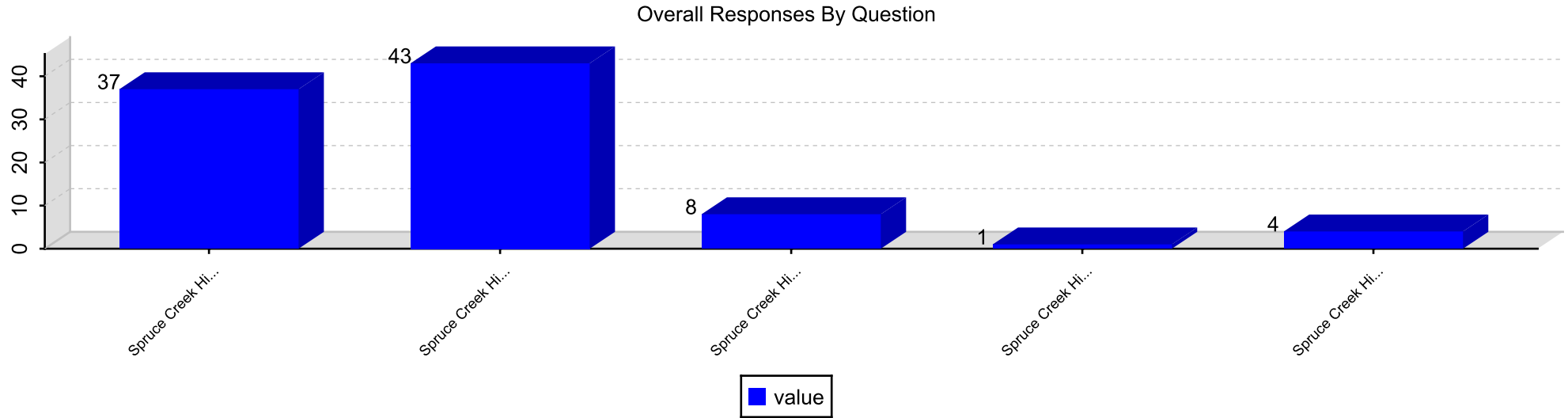
Question 2. Our school's purpose statement is formally reviewed and revised with involvement from stakeholders.



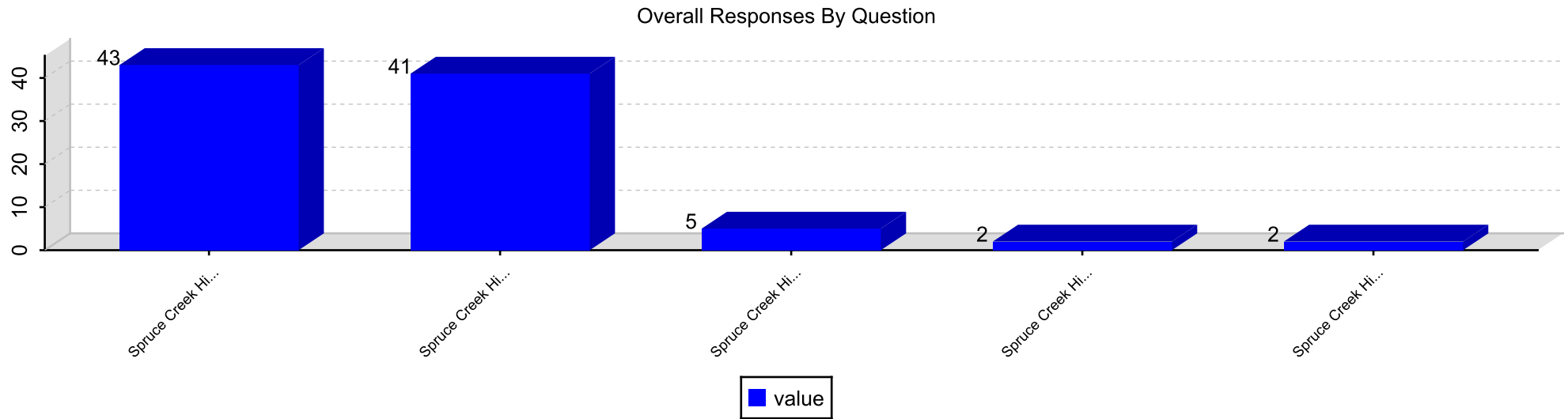
Question 3. Our school's purpose statement is based on shared values and beliefs that guide decision-making.



Question 4. Our school's purpose statement is supported by the policies and practices adopted by the school board or governing body.



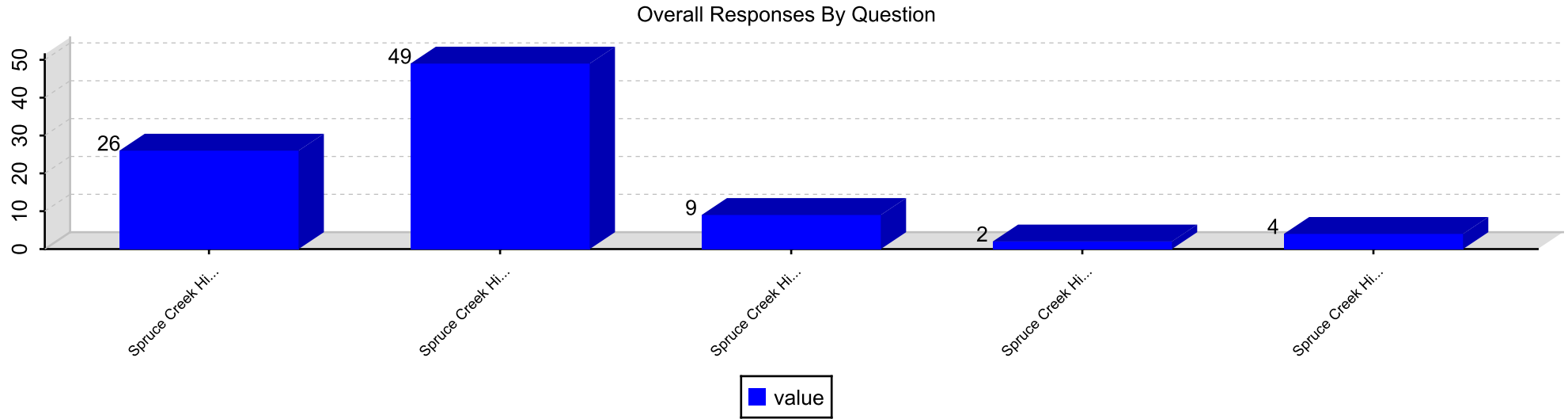
Question 5. Our school has a continuous improvement process based on data, goals, actions, and measures for growth.



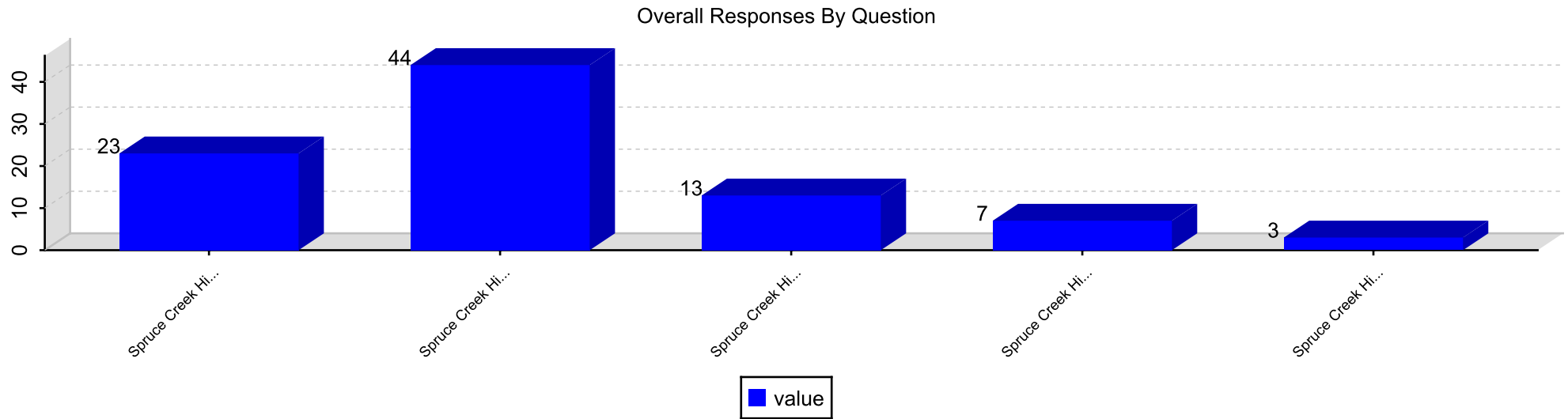
Section: Governance and Leadership

Responses By Question

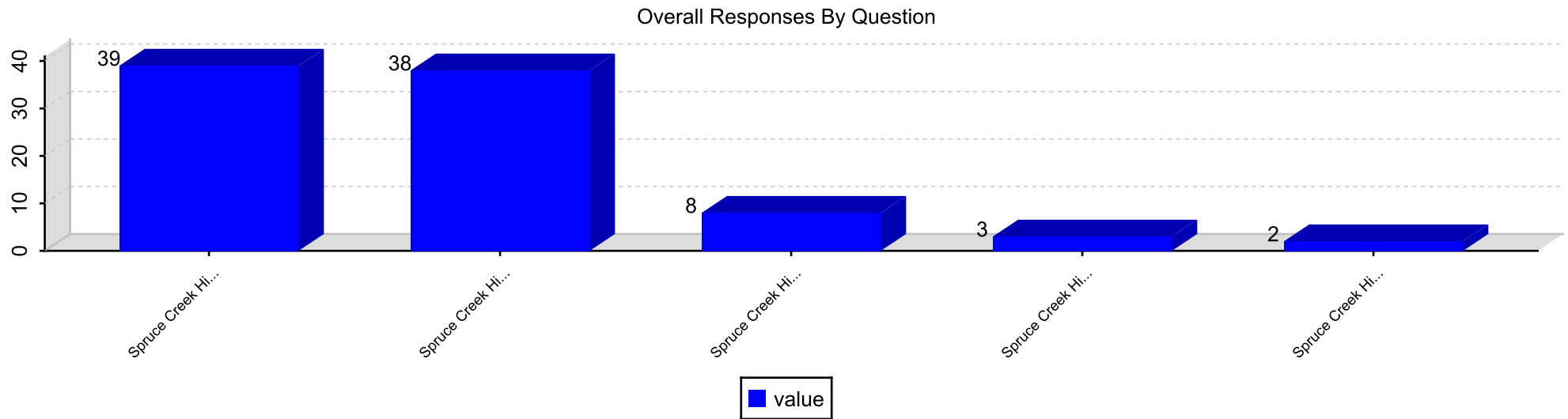
Question 6. Our school's governing body or school board complies with all policies, procedures, laws, and regulations.



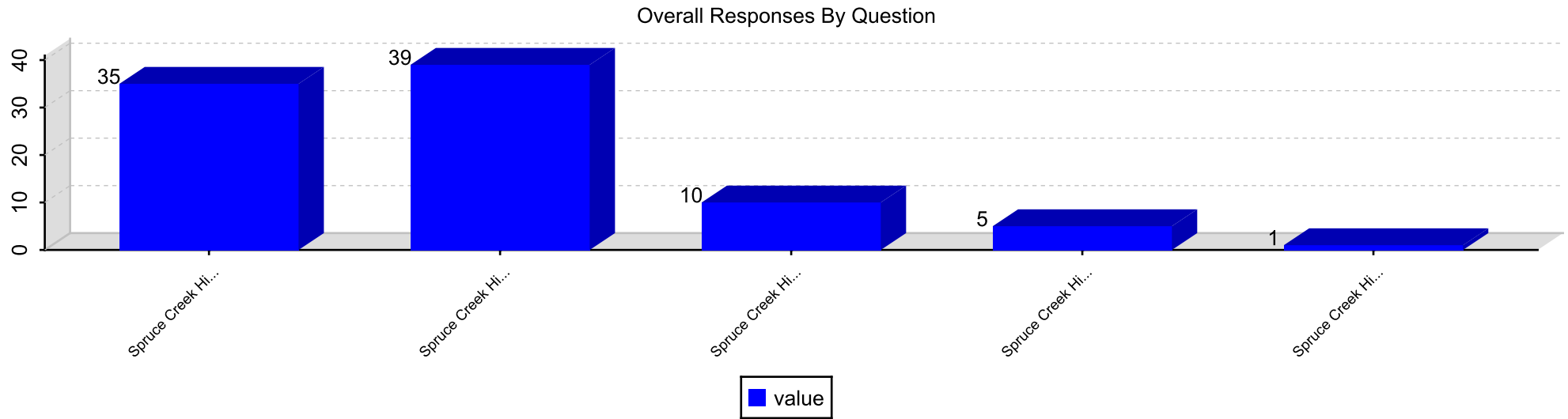
Question 7. Our school's governing body or school board maintains a distinction between its roles and responsibilities and those of school leadership.



Question 8. Our school's leaders support an innovative and collaborative culture.

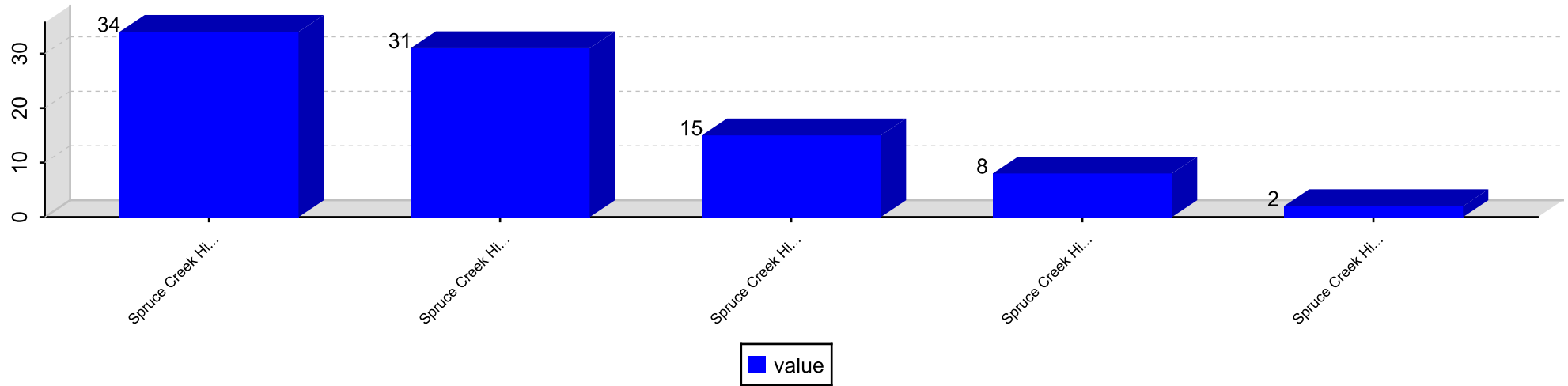


Question 9. Our school's leaders expect staff members to hold all students to high academic standards.



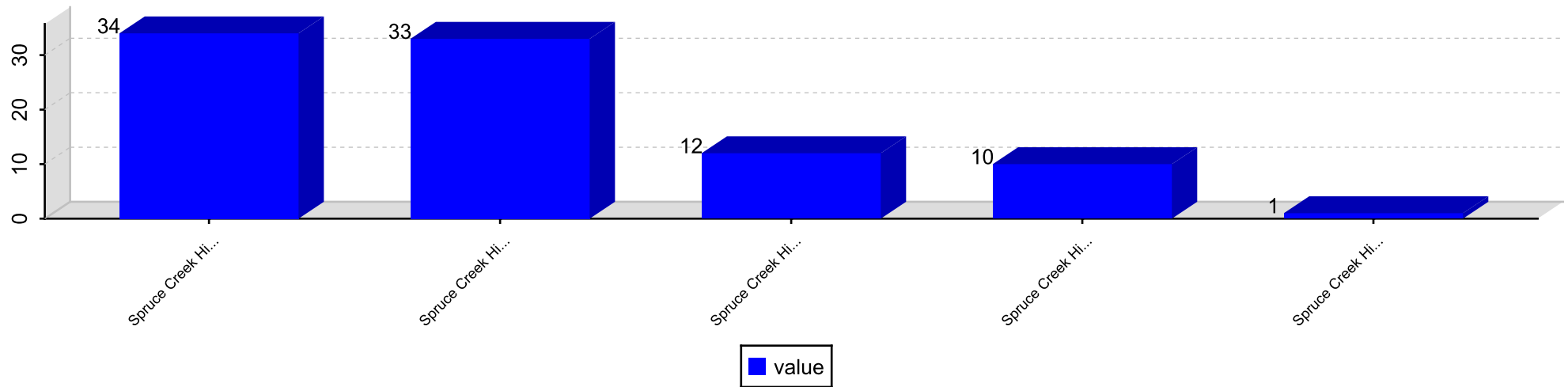
Question 10. Our school's leaders hold themselves accountable for student learning.

Overall Responses By Question

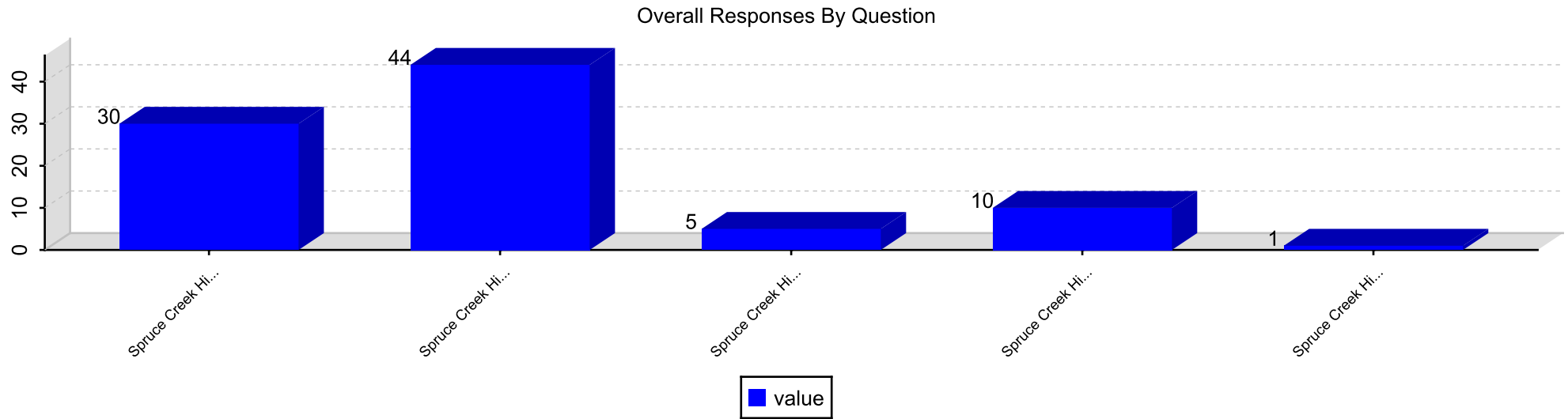


Question 11. Our school's leaders hold all staff members accountable for student learning.

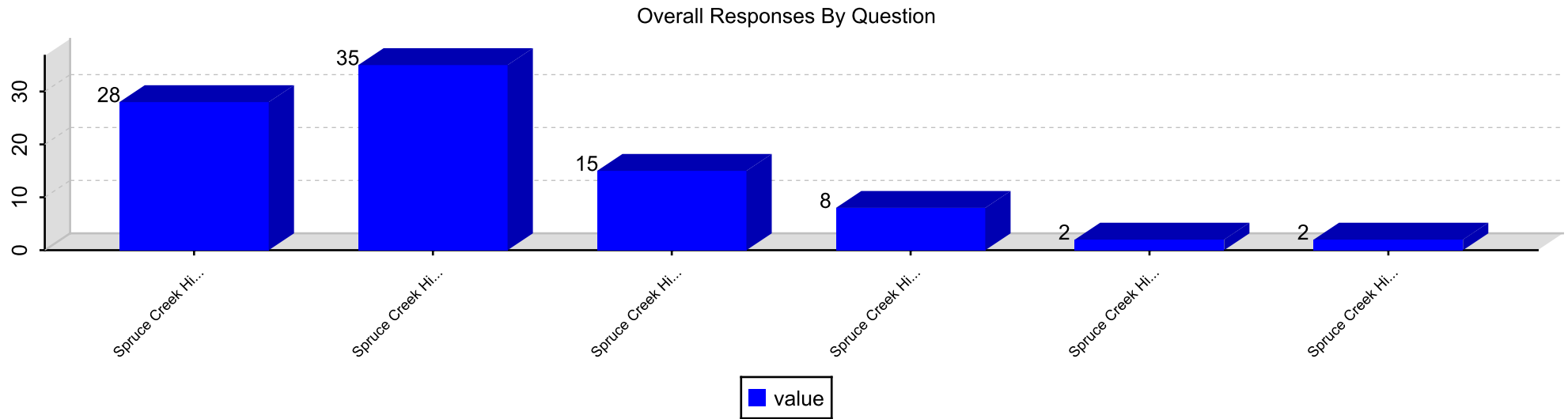
Overall Responses By Question



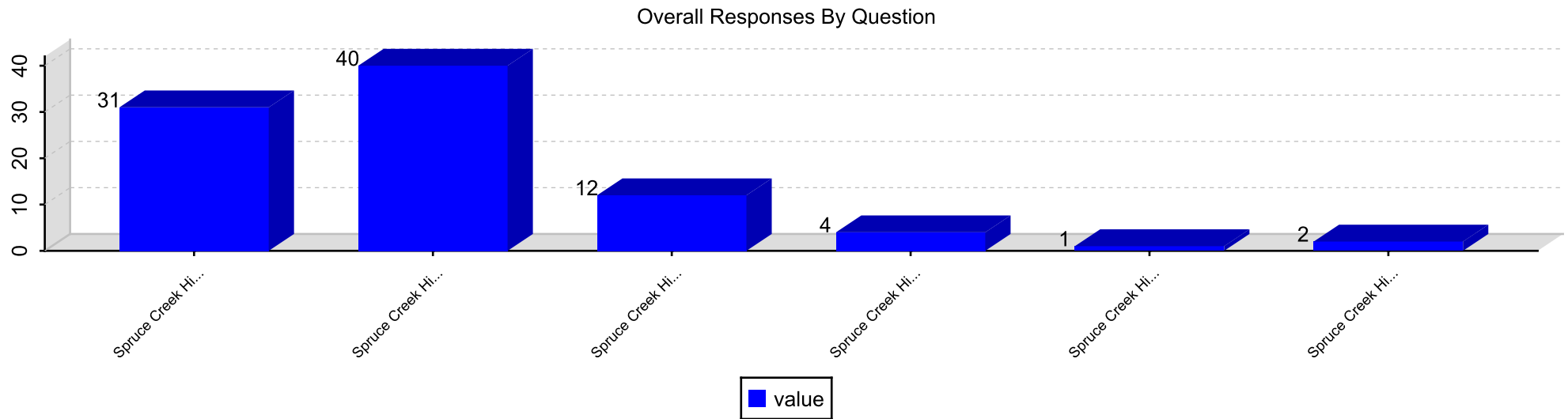
Question 12. Our school's leaders regularly evaluate staff members on criteria designed to improve teaching and learning.



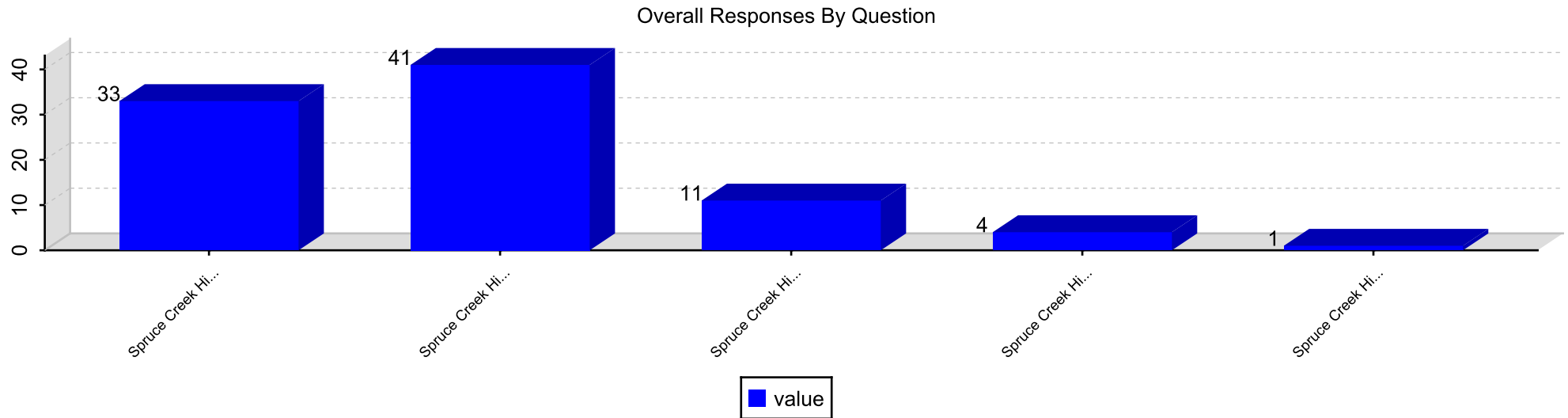
Question 13. Our school's leaders ensure all staff members use supervisory feedback to improve student learning.



Question 14. Our school's leaders engage effectively with all stakeholders about the school's purpose and direction.



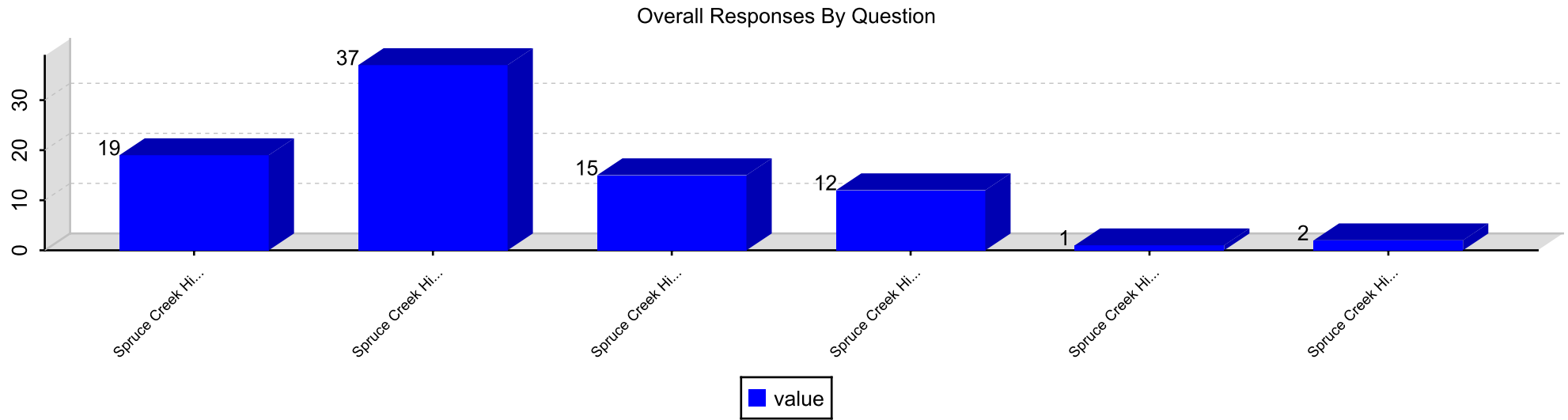
Question 15. Our school's leaders provide opportunities for stakeholders to be involved in the school.



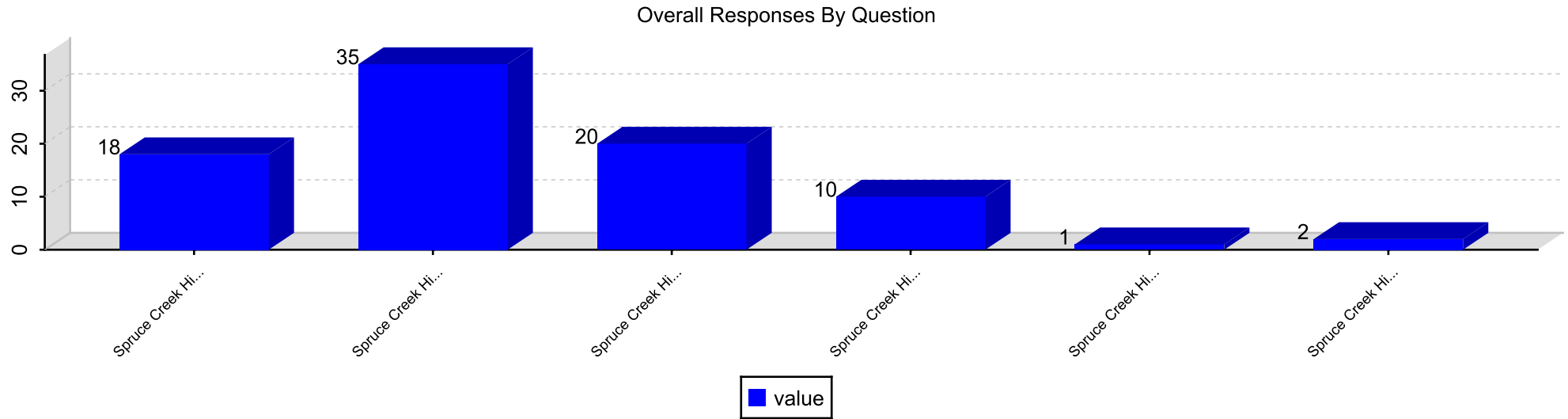
Section: Teaching and Assessing for Learning

Responses By Question

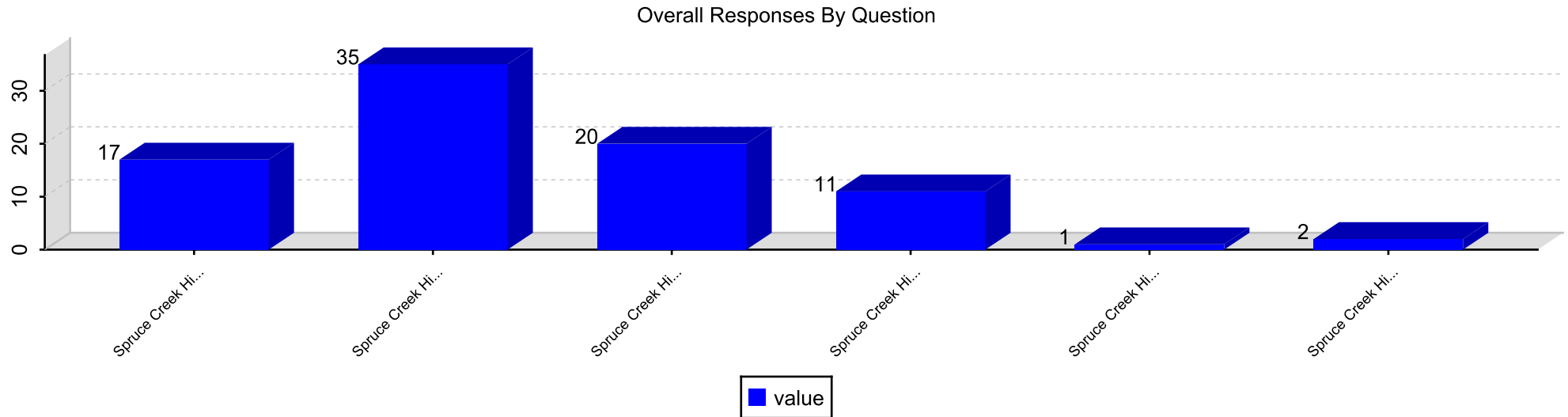
Question 16. All teachers in our school monitor and adjust curriculum, instruction, and assessment based on data from student assessments and examination of professional practice.



Question 17. All teachers in our school personalize instructional strategies and interventions to address individual learning needs of students.

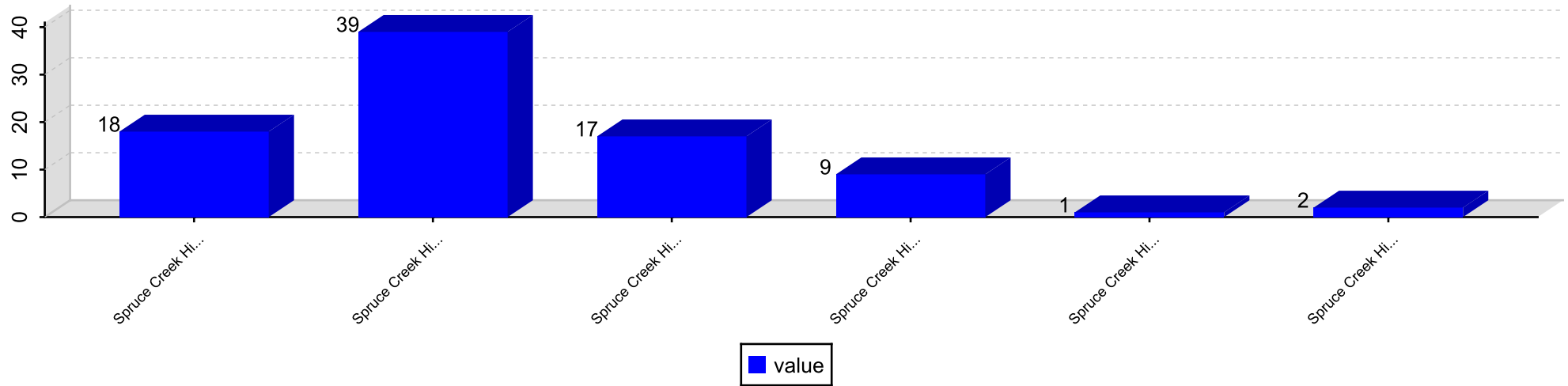


Question 18. All teachers in our school regularly use instructional strategies that require student collaboration, self-reflection, and development of critical thinking skills.



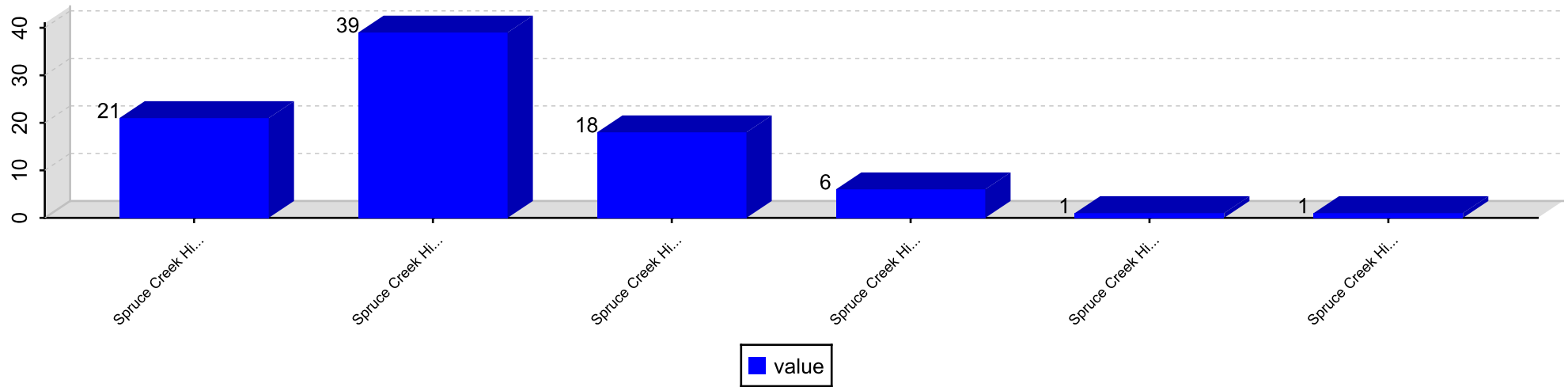
Question 19. All teachers in our school use a variety of technologies as instructional resources.

Overall Responses By Question

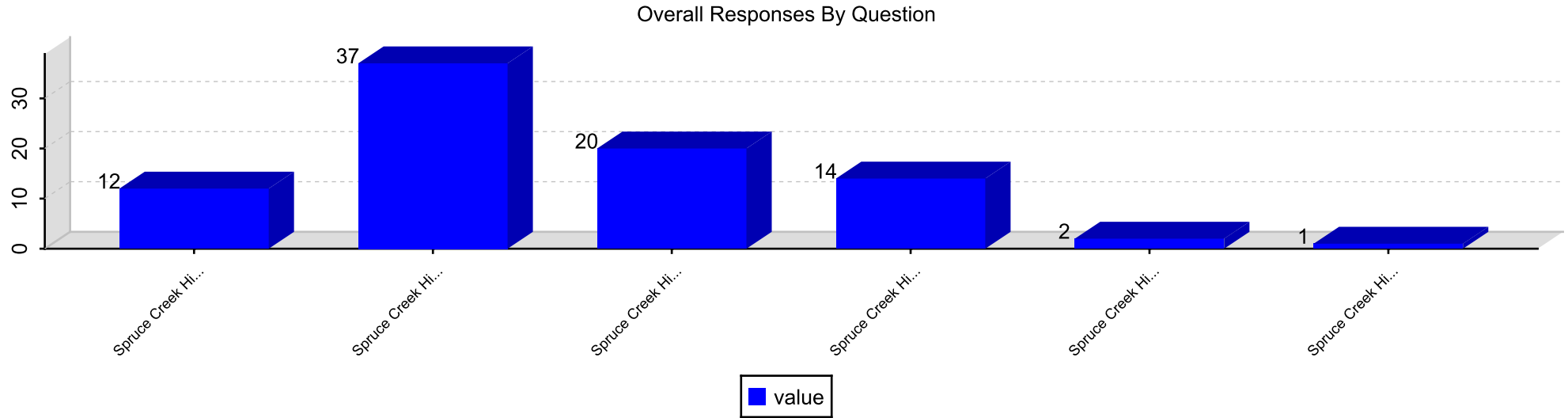


Question 20. All teachers in our school use a process to inform students of their learning expectations and standards of performance.

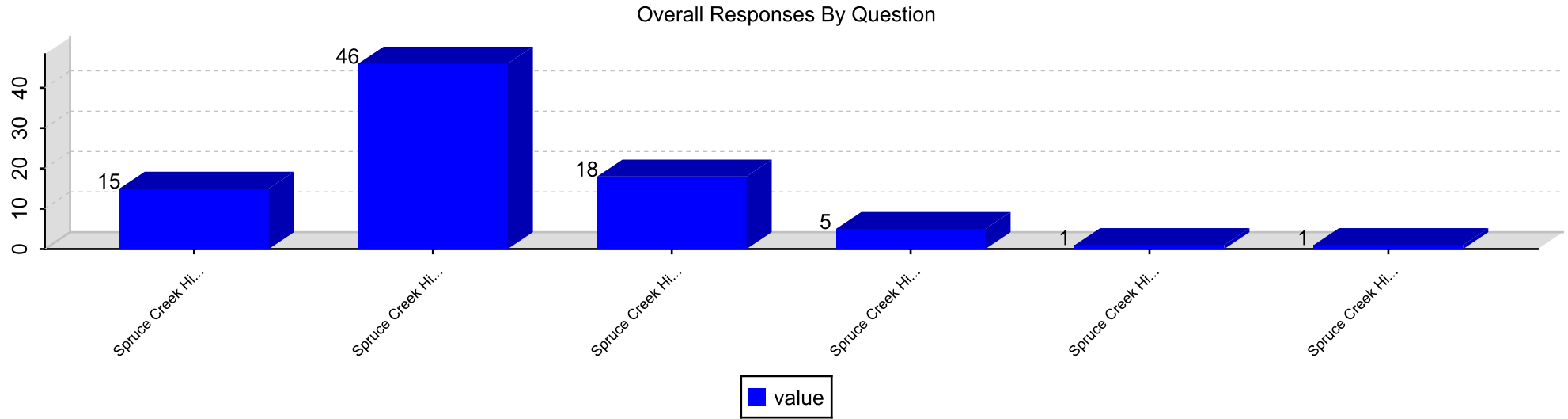
Overall Responses By Question



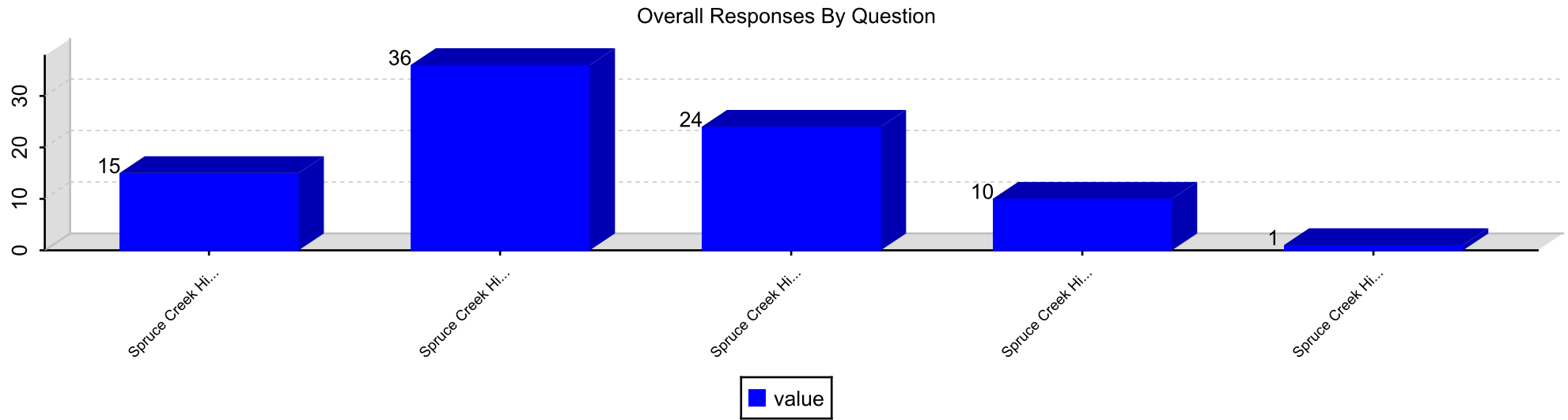
Question 21. All teachers in our school provide students with specific and timely feedback about their learning.



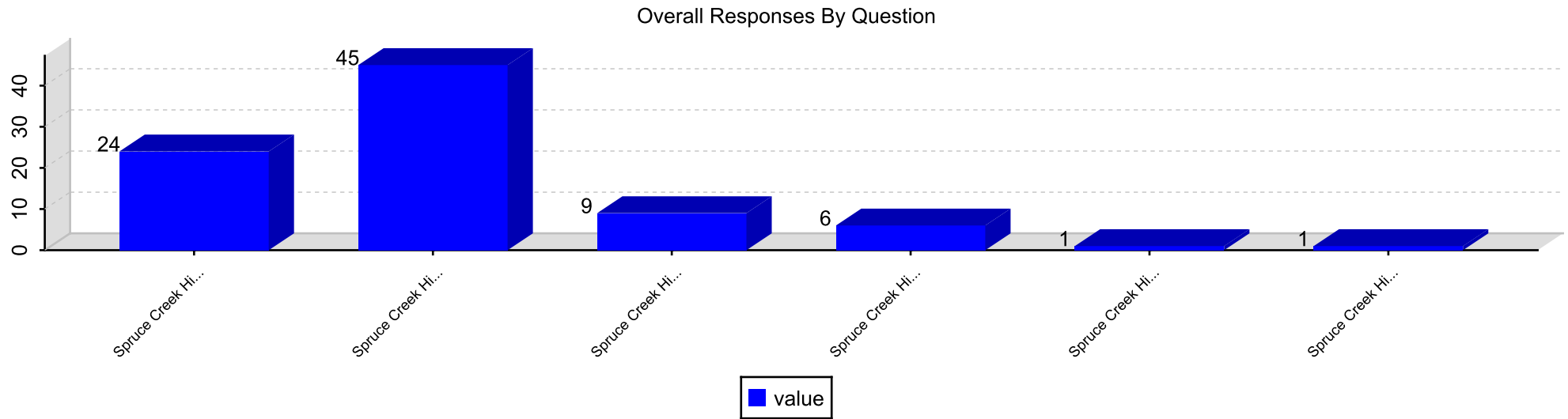
Question 22. All teachers in our school use multiple types of assessments to modify instruction and to revise the curriculum.



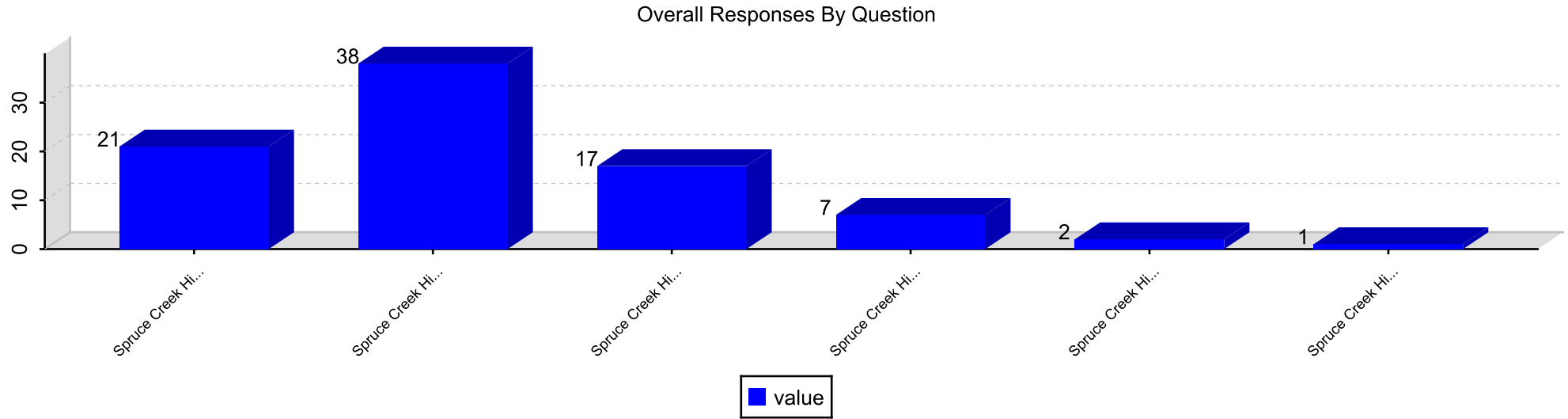
Question 23. All teachers in our school use consistent common grading and reporting policies across grade levels and courses based on clearly defined criteria.



Question 24. All teachers in our school participate in collaborative learning communities that meet both informally and formally across grade levels and content areas.

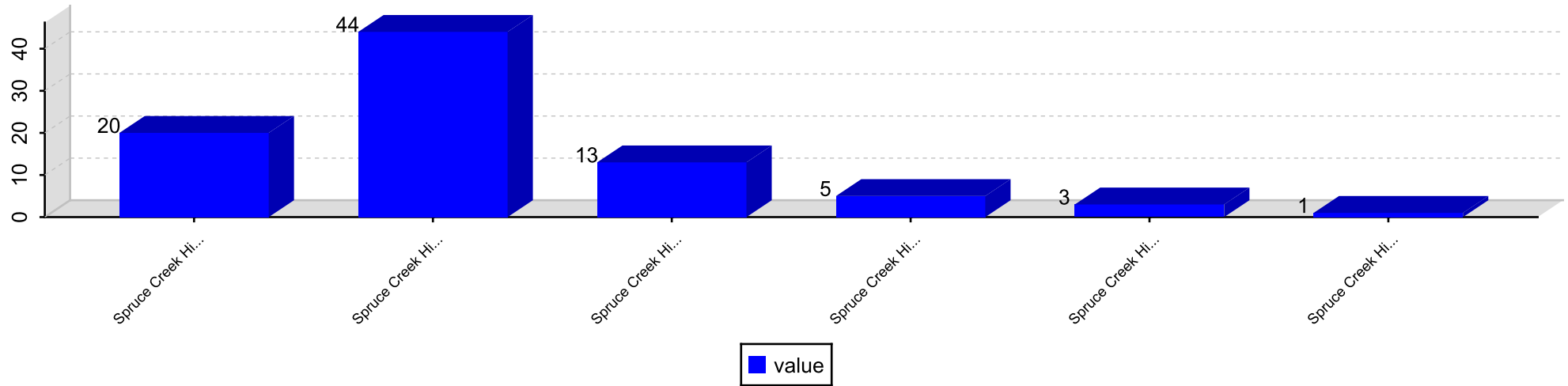


Question 25. All teachers in our school have been trained to implement a formal process that promotes discussion about student learning (e.g., action research, examination of student work, reflection, study teams, and peer coaching).



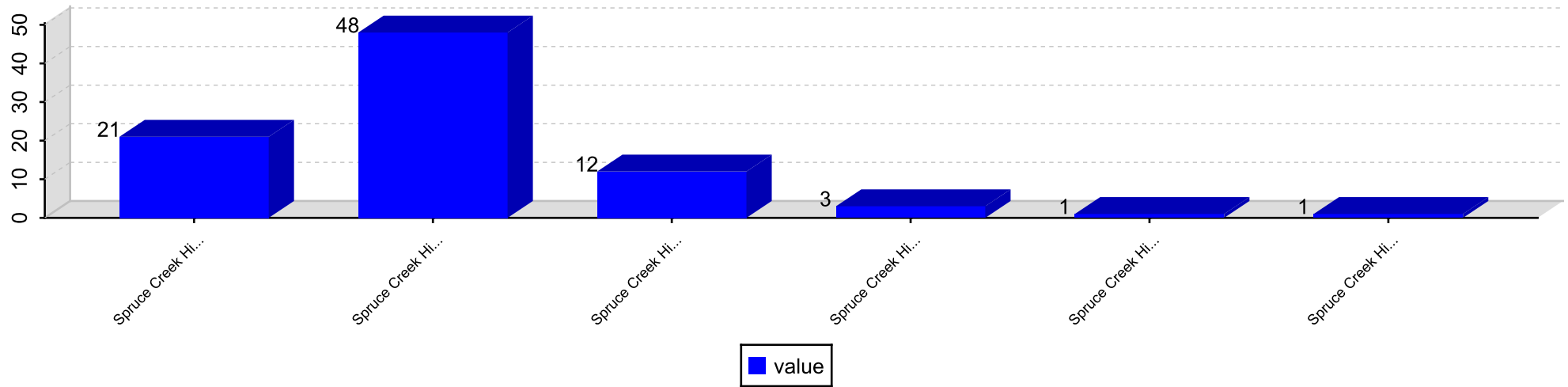
Question 26. In our school, challenging curriculum and learning experiences provide equity for all students in the development of learning, thinking, and life skills.

Overall Responses By Question

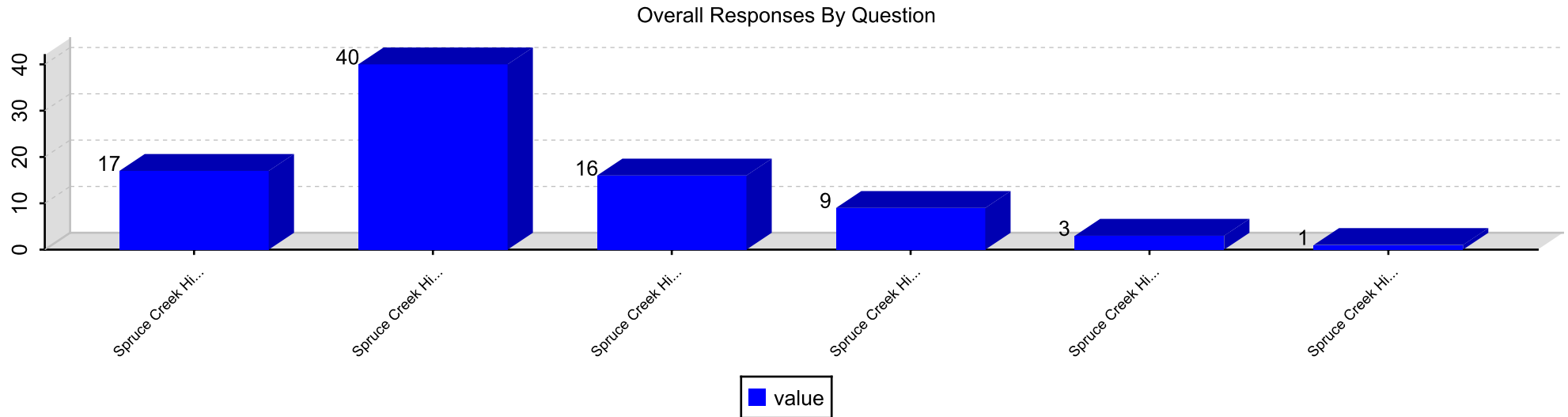


Question 27. In our school, related learning support services are provided for all students based on their needs.

Overall Responses By Question

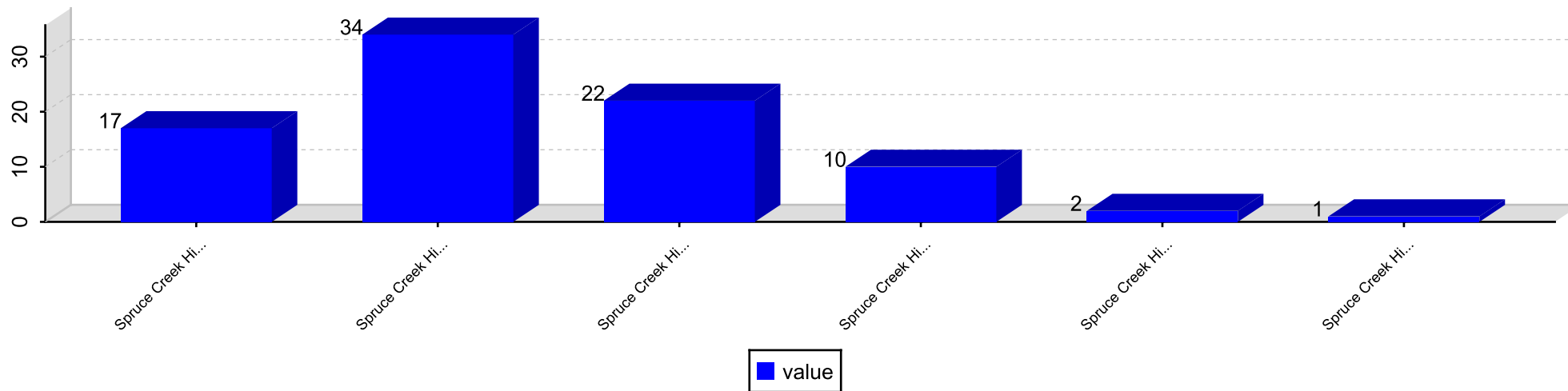


Question 28. In our school, a formal structure exists so that each student is well known by at least one adult advocate in the school who supports that student's educational experience.



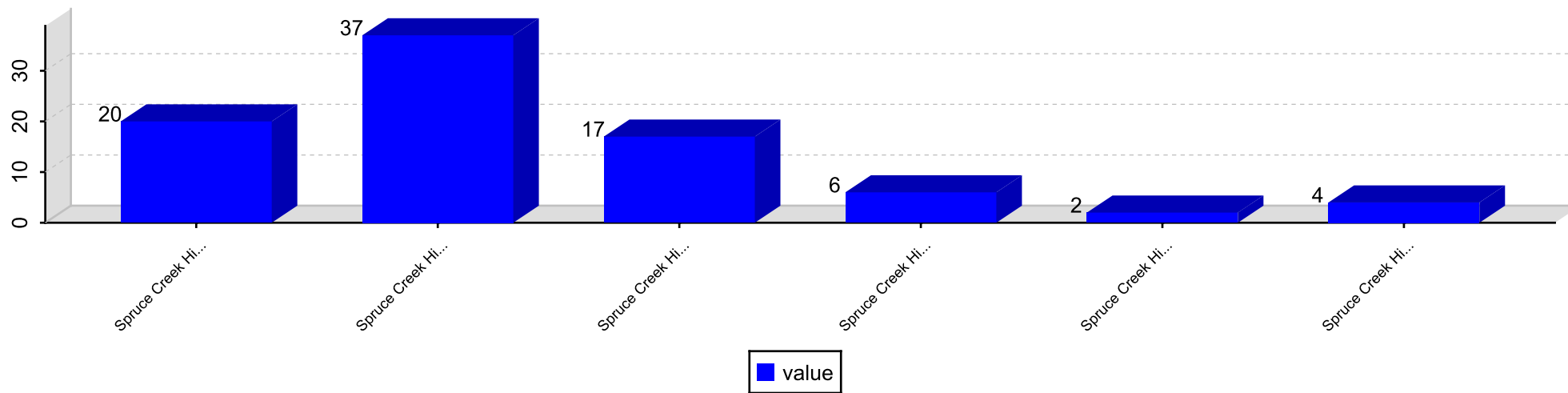
Question 29. In our school, all staff members use student data to address the unique learning needs of all students.

Overall Responses By Question

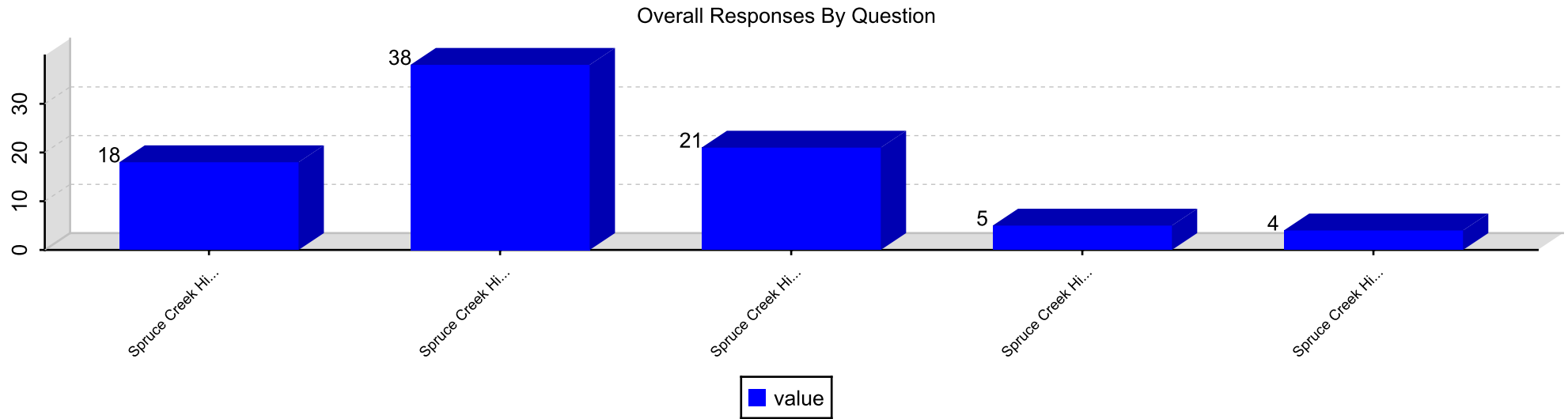


Question 30. In our school, staff members provide peer coaching to teachers.

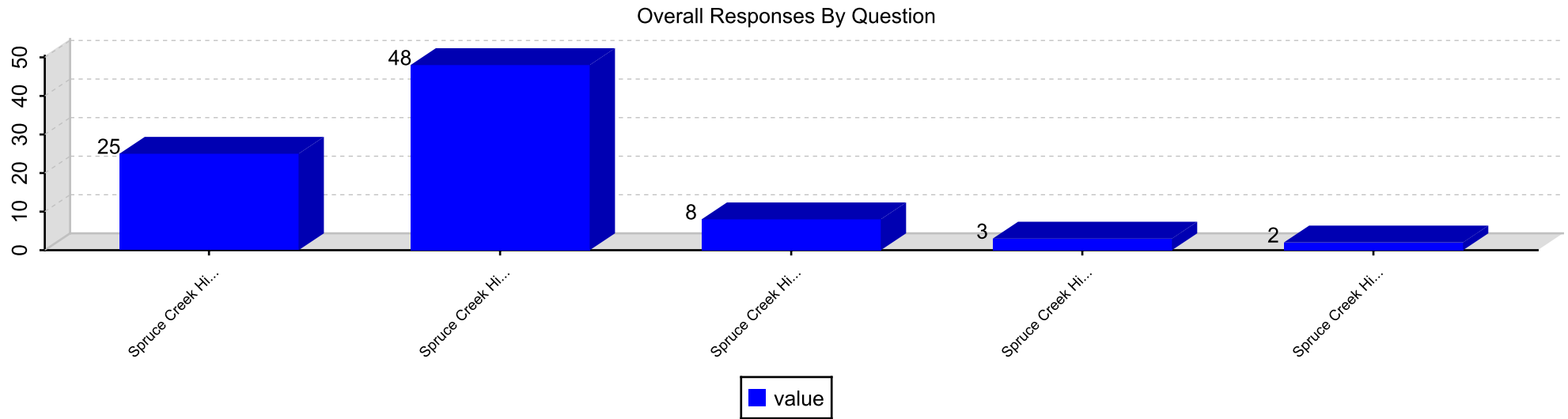
Overall Responses By Question



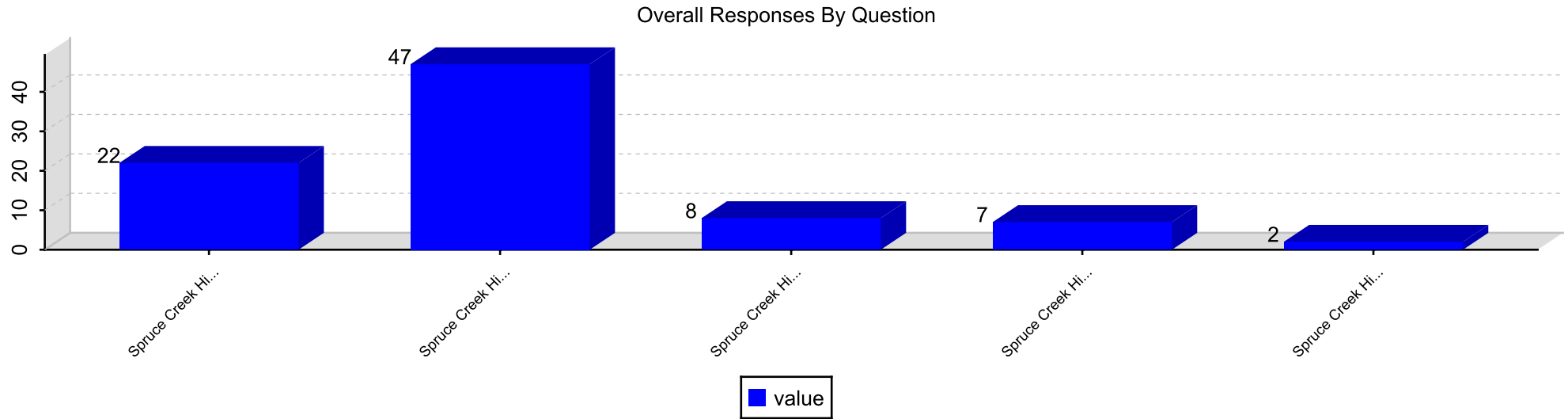
Question 31. In our school, a formal process is in place to support new staff members in their professional practice.



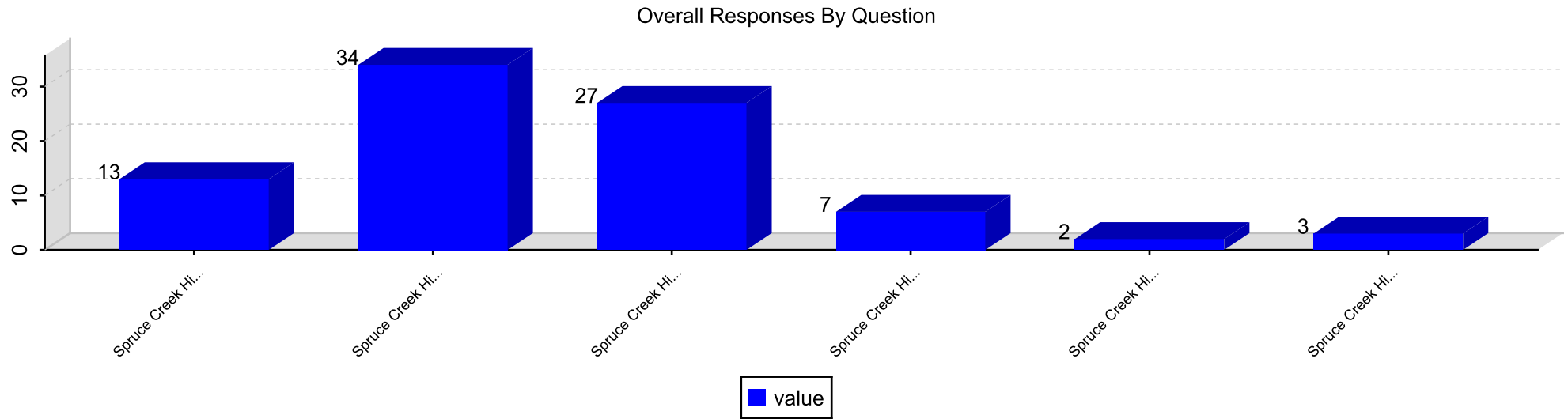
Question 32. In our school, all staff members participate in continuous professional learning based on identified needs of the school.



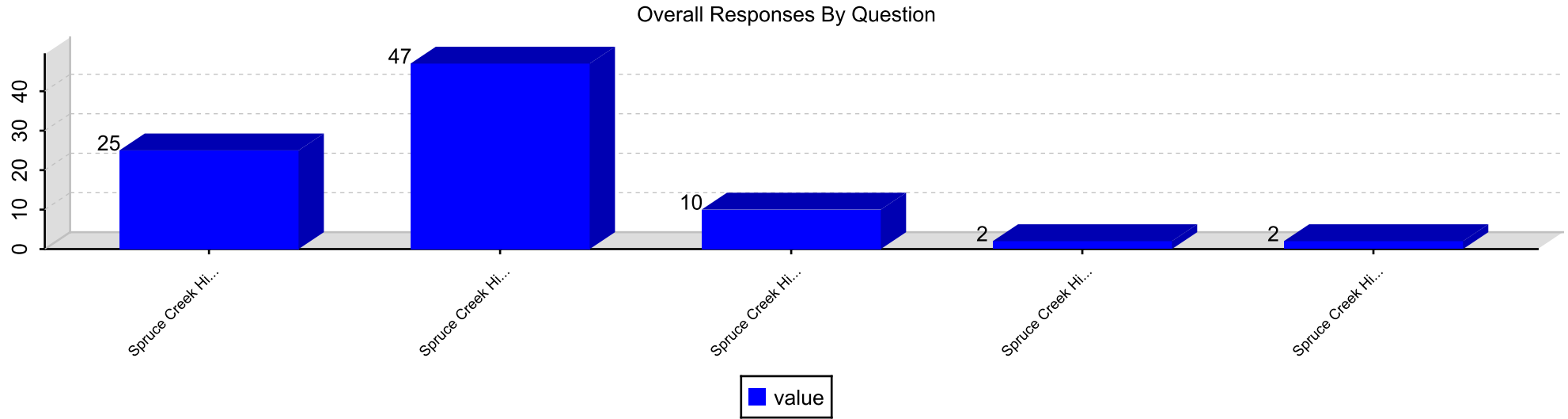
Question 33. In our school, a professional learning program is designed to build capacity among all professional and support staff members.



Question 34. In our school, all school personnel regularly engage families in their children's learning progress.



Question 35. In our school, all stakeholders are informed of policies, processes, and procedures related to grading and reporting.

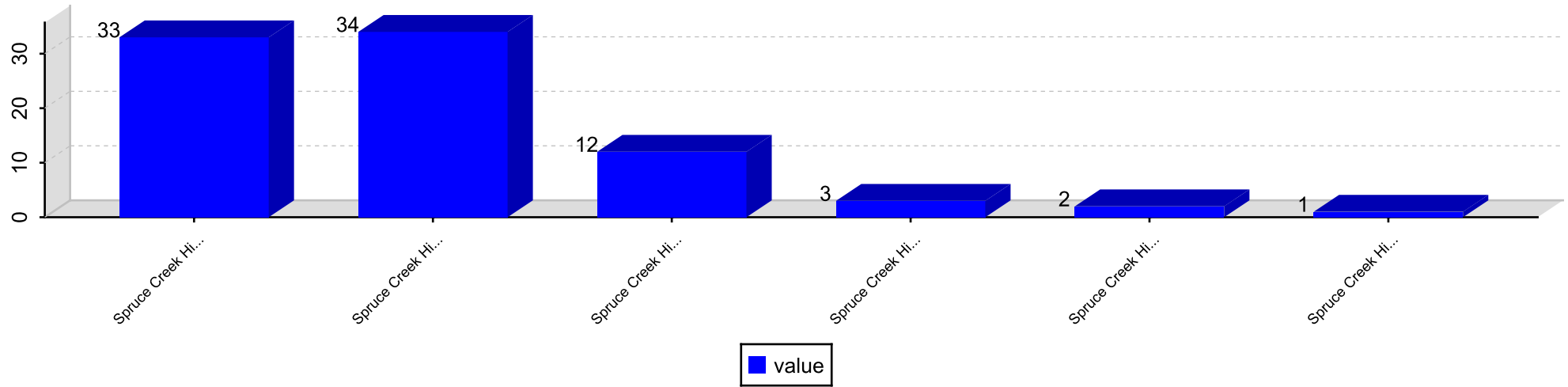


Section: Resources and Support Systems

Responses By Question

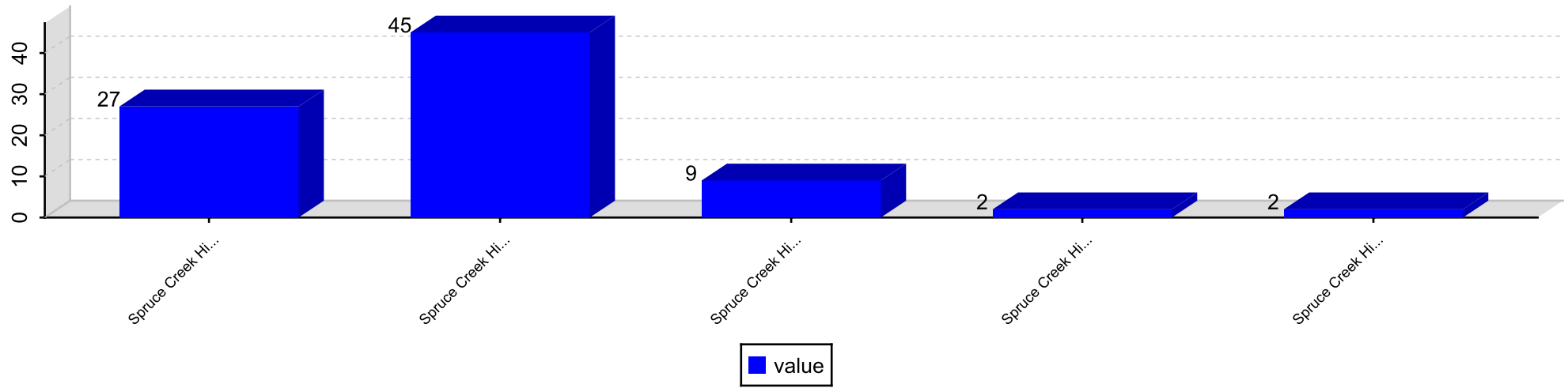
Question 36. Our school provides qualified staff members to support student learning.

Overall Responses By Question

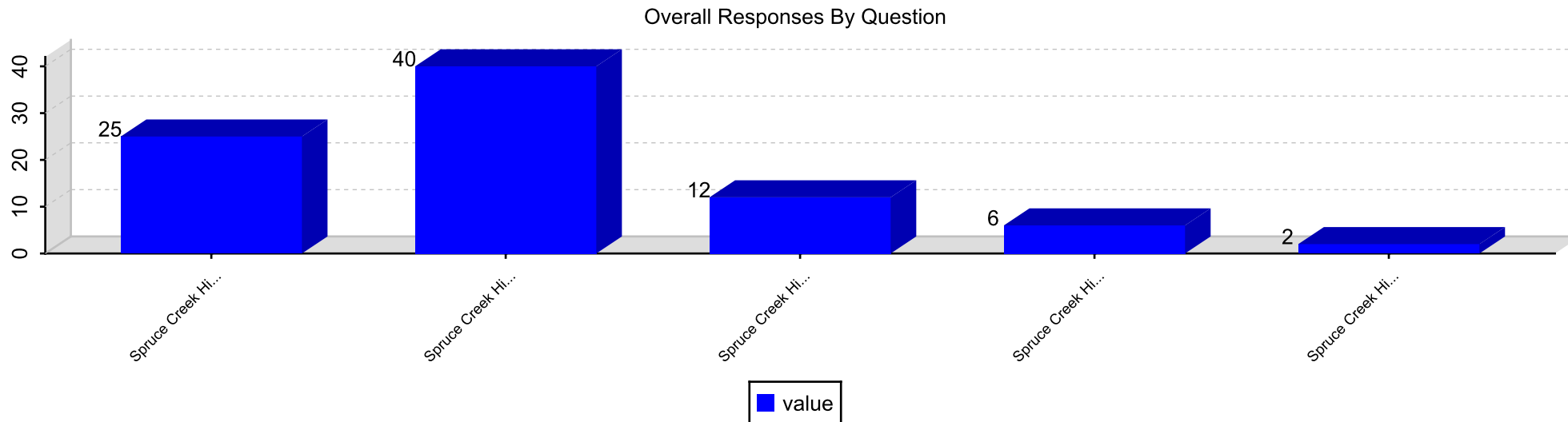


Question 37. Our school provides instructional time and resources to support our school's goals and priorities.

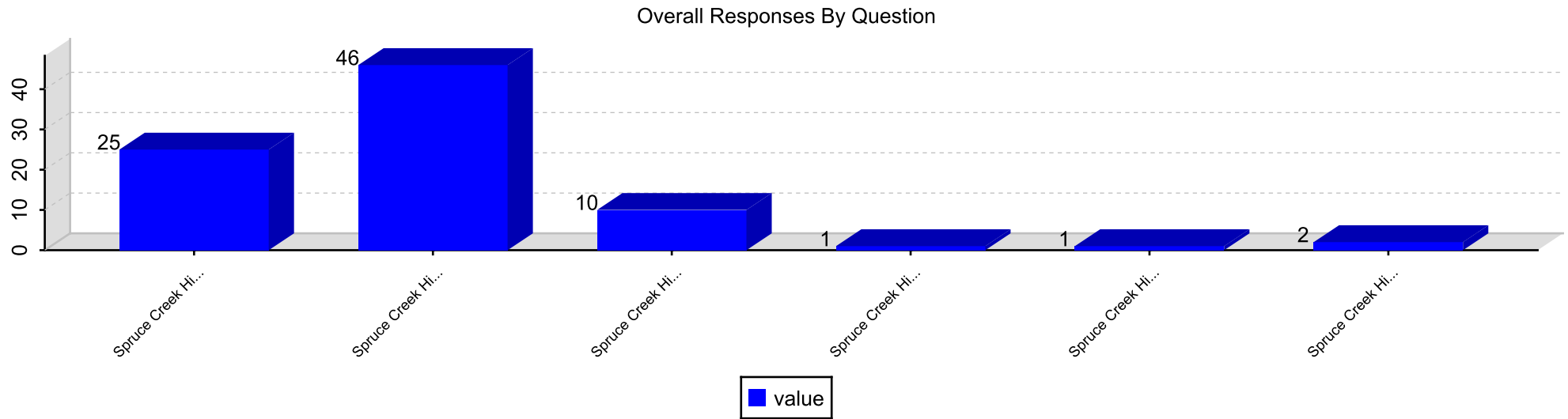
Overall Responses By Question



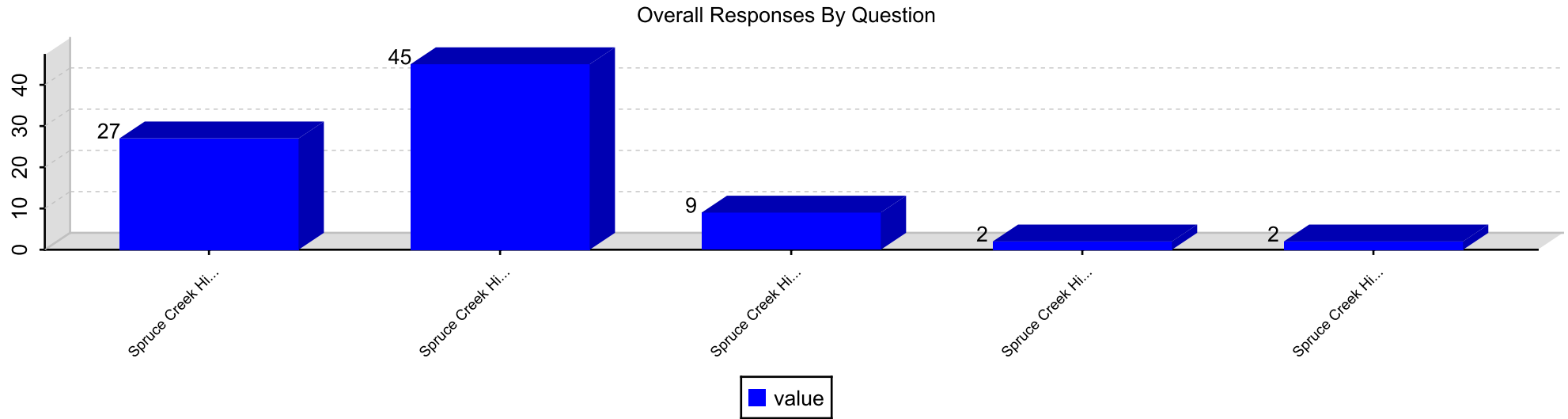
Question 38. Our school provides sufficient material resources to meet student needs.



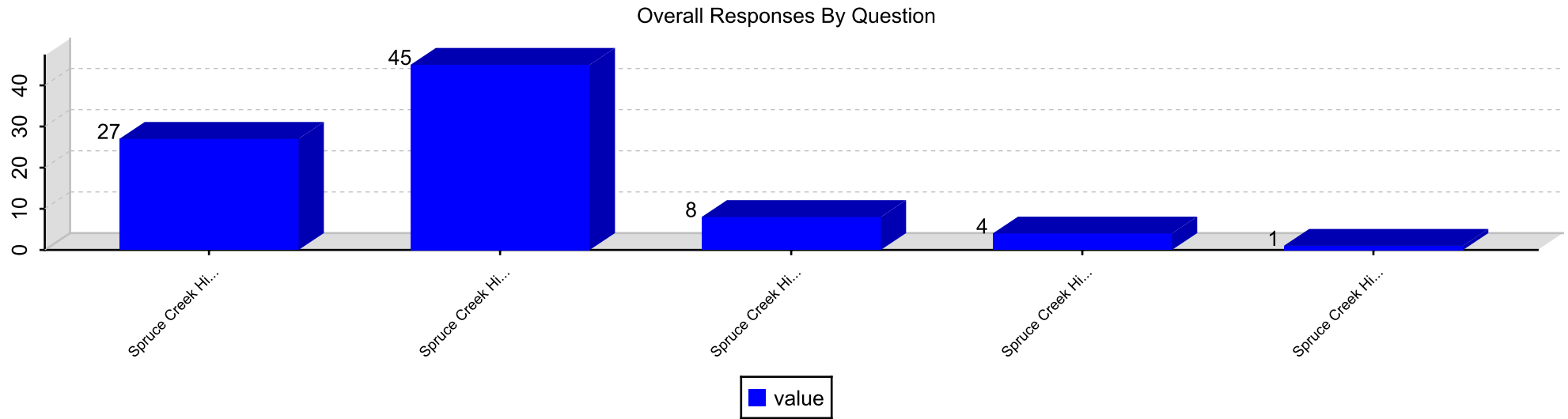
Question 39. Our school provides protected instructional time.



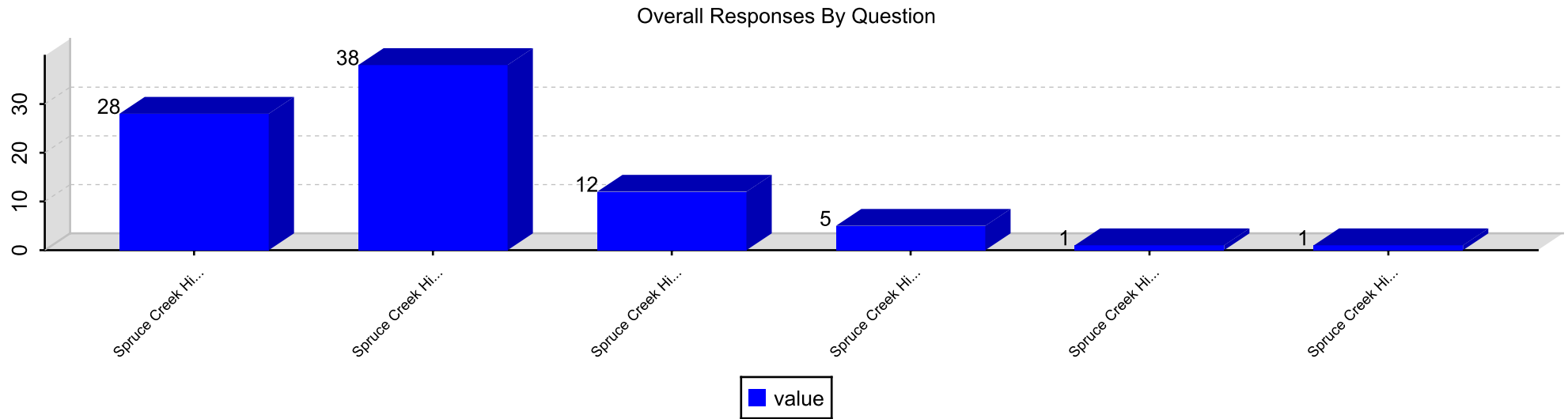
Question 40. Our school provides a variety of information resources to support student learning.



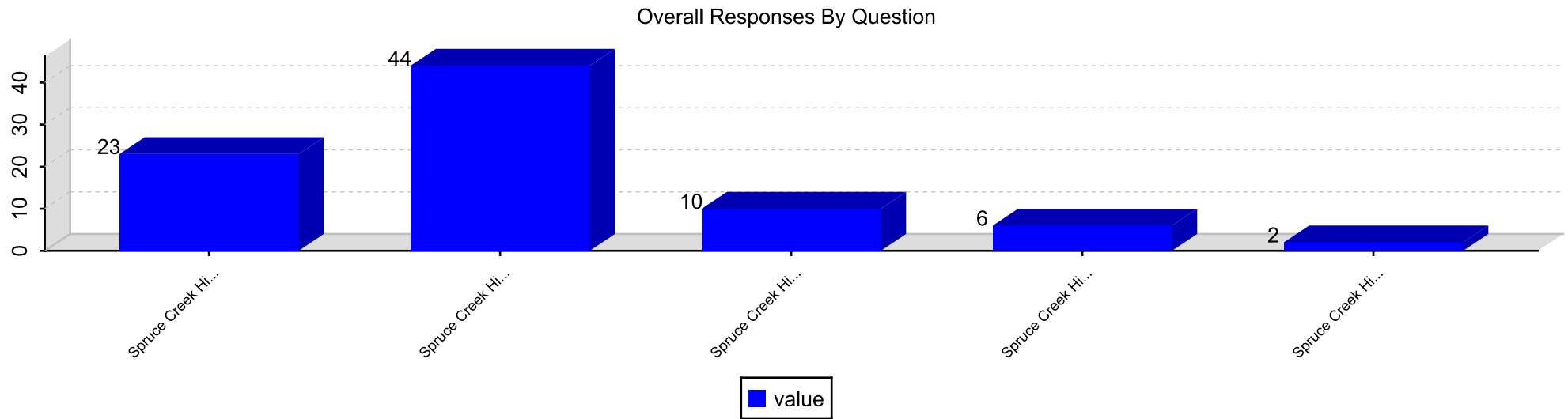
Question 41. Our school provides a plan for the acquisition and support of technology to support student learning.



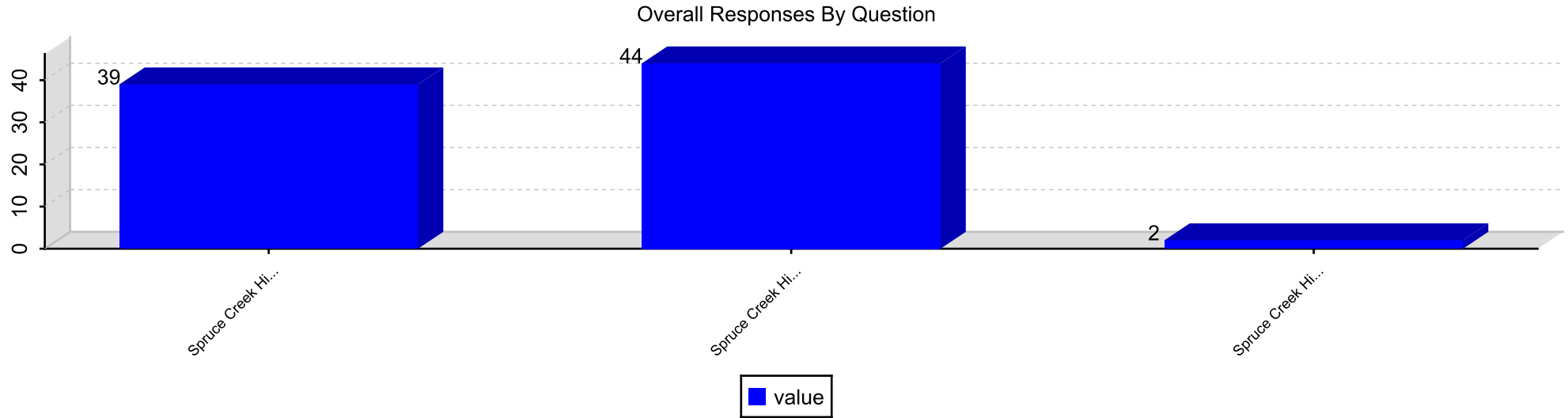
Question 42. Our school provides a plan for the acquisition and support of technology to support the school's operational needs.



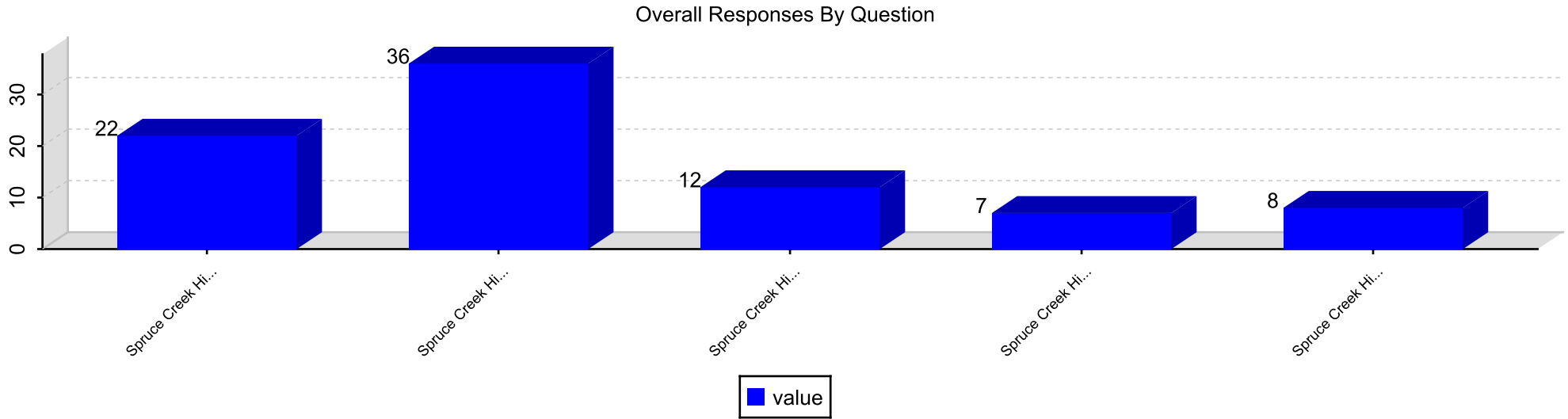
Question 43. Our school provides high quality student support services (e.g., counseling, referrals, educational, and career planning).



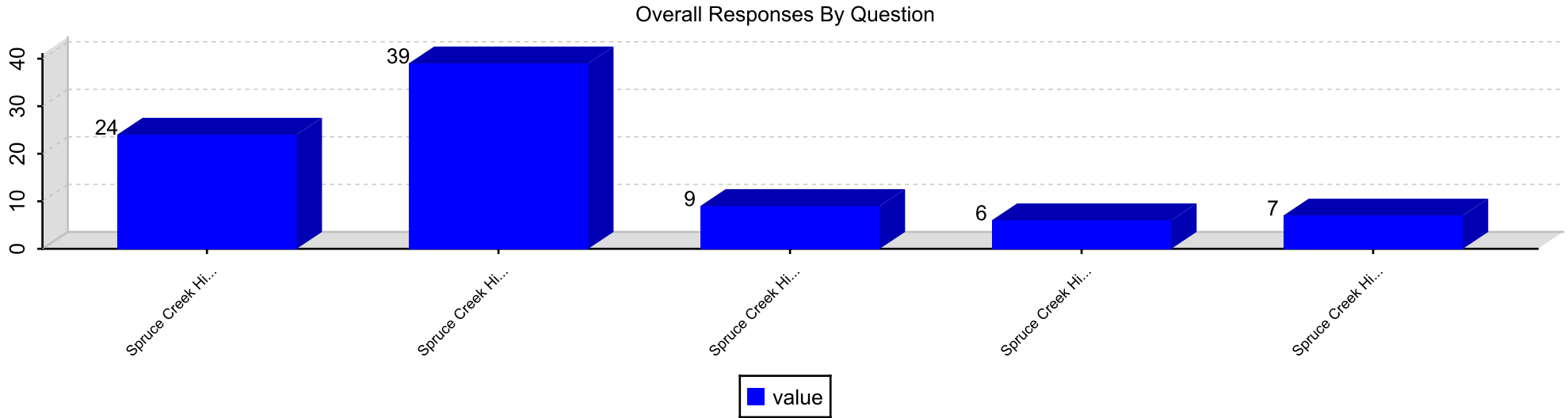
Question 44. Our school provides opportunities for students to participate in activities that interest them.



Question 45. Our school maintains facilities that support student learning.



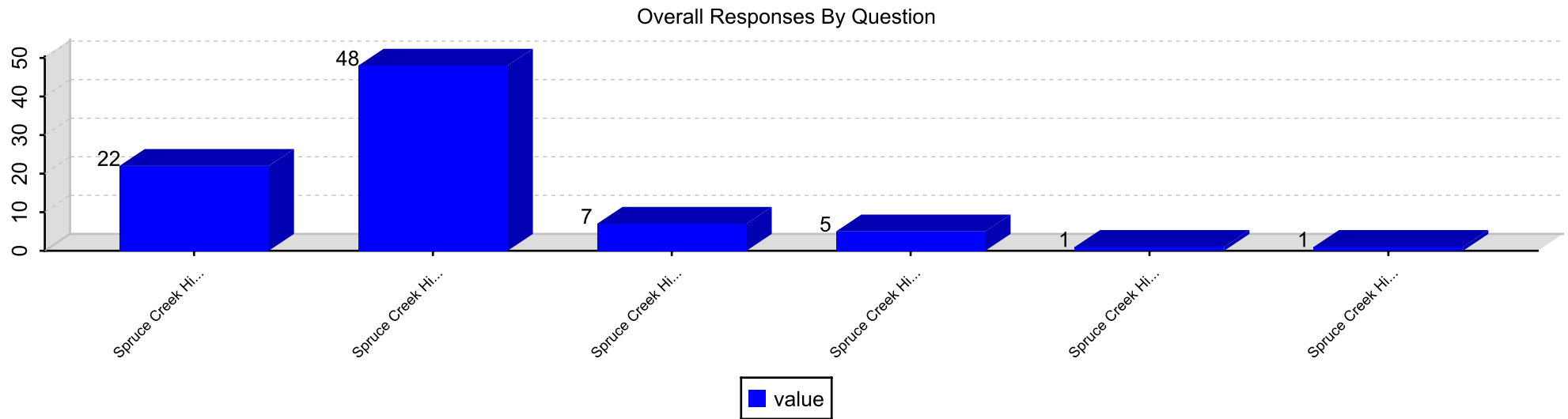
Question 46. Our school maintains facilities that contribute to a safe environment.



Section: Using Results for Continuous Improvement

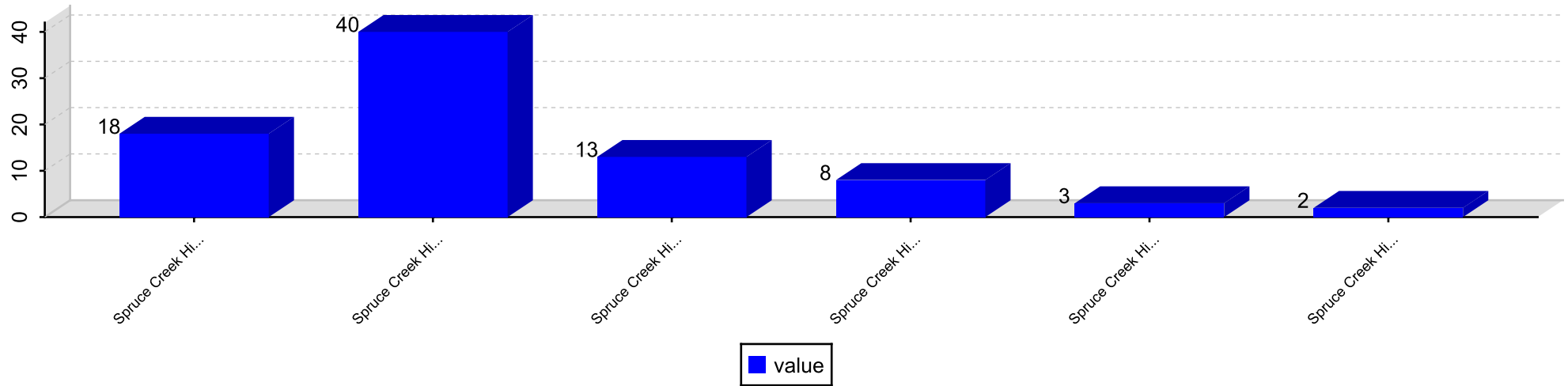
Responses By Question

Question 47. Our school uses multiple assessment measures to determine student learning and school performance.



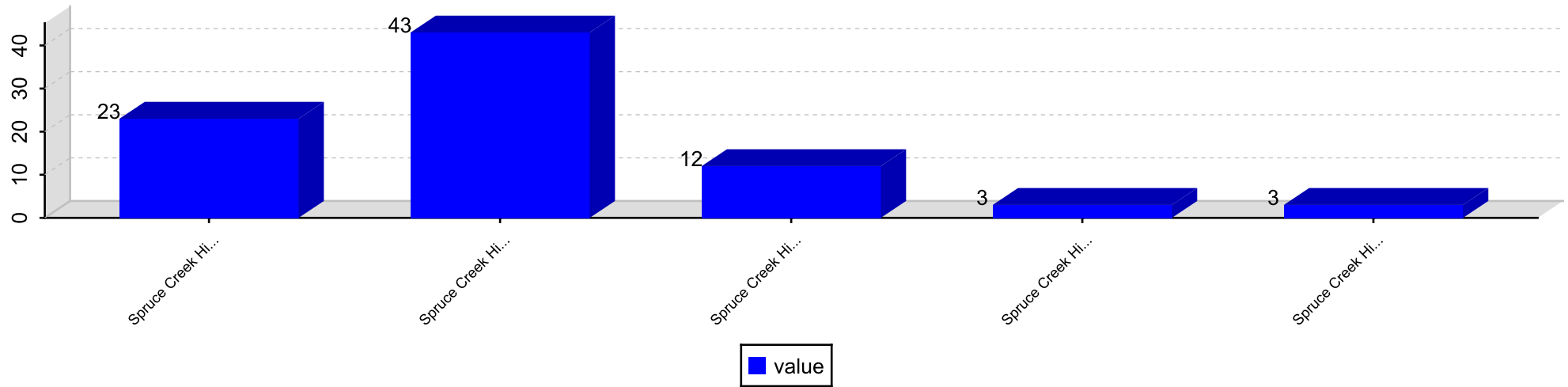
Question 48. Our school employs consistent assessment measures across classrooms and courses.

Overall Responses By Question

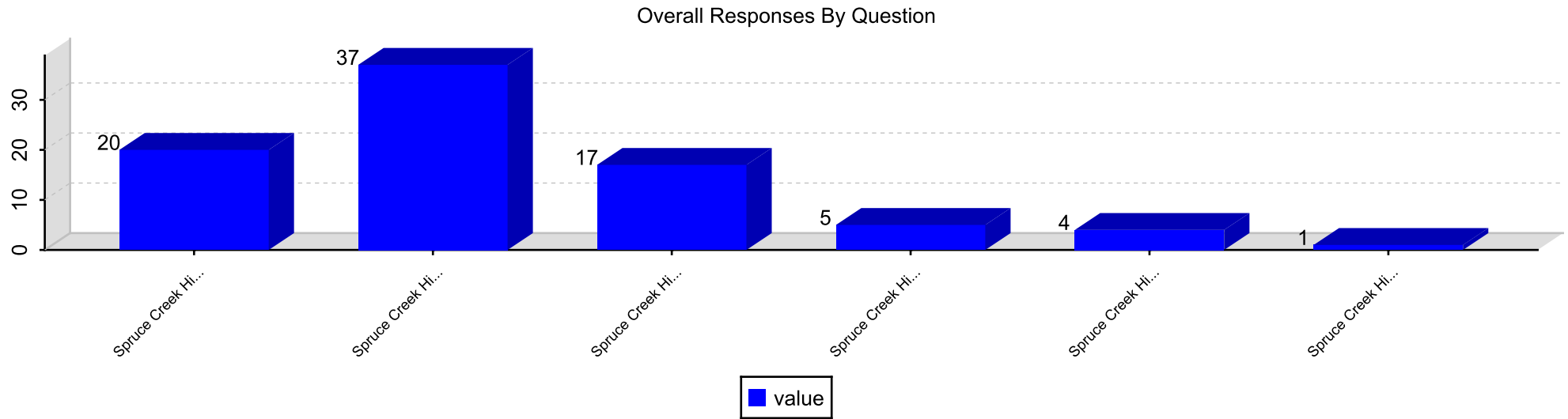


Question 49. Our school has a systematic process for collecting, analyzing, and using data.

Overall Responses By Question

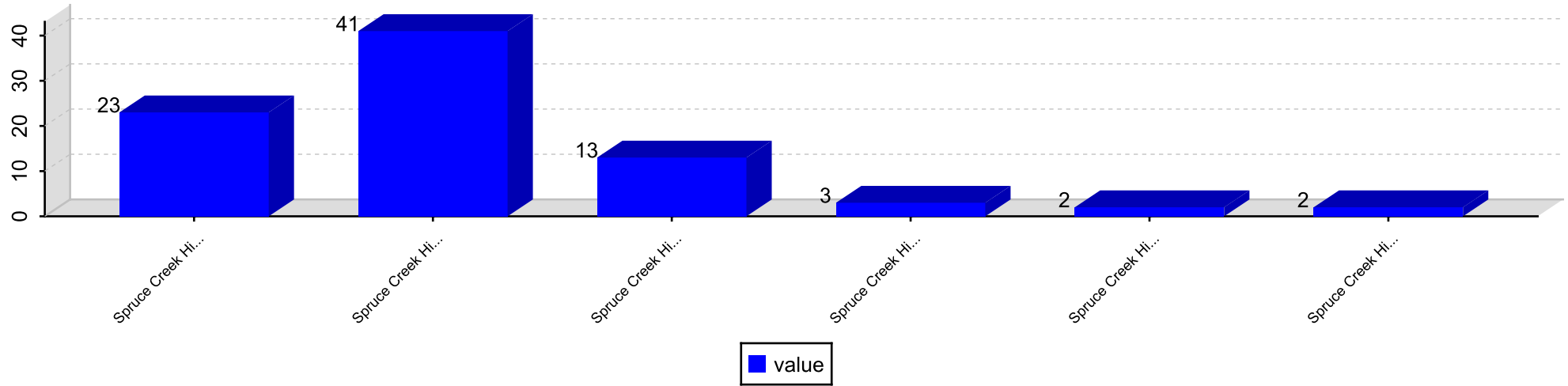


Question 50. Our school ensures all staff members are trained in the evaluation, interpretation, and use of data.



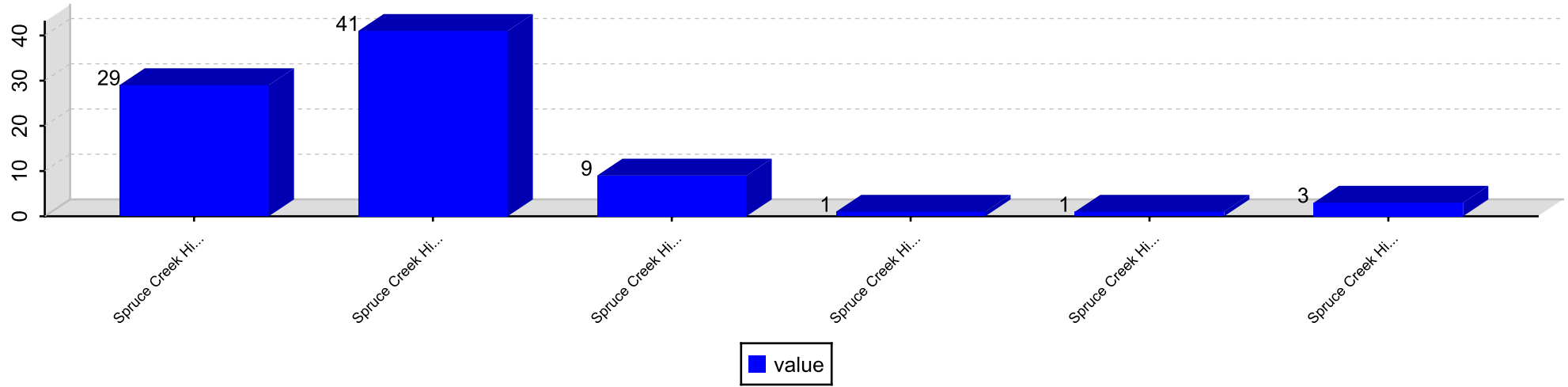
Question 51. Our school uses data to monitor student readiness and success at the next level.

Overall Responses By Question



Question 52. Our school leaders monitor data related to student achievement.

Overall Responses By Question



Question 53. Our school leaders monitor data related to school continuous improvement goals.

